

# Amarr

## OPENINGS



®






GARAGE DOORS

- 1 INTRODUCTION
- 2 DOOR CONSTRUCTION
- 4 STEEL GARAGE DOORS
- 8 CLASSICA COLLECTION® CARRIAGE HOUSE DOORS
- 10 OAK SUMMIT CARRIAGE HOUSE COLLECTION
- 12 HERITAGE™ & STRATFORD™ COLLECTIONS
- 14 FIMBEL® DESIGNER'S CHOICE & OLYMPUS COLLECTIONS
- 16 STEEL OPTIONS & SPECIFICATIONS
- 20 WOOD COMPOSITE GARAGE DOORS
- 22 JELD-WEN® ESTATE COLLECTION
- 24 JELD-WEN CARRIAGE HOUSE COLLECTION
- 26 JELD-WEN TRADITIONAL COLLECTION
- 28 WOOD COMPOSITE OPTIONS & SPECIFICATIONS
- 30 WOOD CARRIAGE HOUSE GARAGE DOORS
- 32 BOB TIMBERLAKE® COLLECTION
- 34 BILTMORE™ FOR YOUR HOME COLLECTION
- 36 AMARR BY DESIGN COLLECTION
- 38 WOOD OPTIONS & SPECIFICATIONS
- 40 WIND LOAD GARAGE DOORS
- 43 STYLE GUIDE



STEEL



COMPOSITE



WOOD

Openings. Open up to a new way of thinking. The garage. It's more than a way in, or a way out. Inside it's a parking lot, a gym, a workshop. Outside, it's an extension of your home, a reflection of your personality, of your individuality. Whether you prefer steel, composite or wood, rethink what a garage door is, or can be. Amarr Openings. Open up to the possibilities.



## Openings. The Construction.

**Steel.** Amarr steel doors are built with low-maintenance, heavy-duty steel. Choose from 1000 single, 2000 double or 3000 triple-layer construction for your desired level of energy efficiency and noise control. Experience the strength, security, and peace of mind you get with steel.



## STEEL

### 1000

#### Single-Layer: Steel

Get value and durability with an Amarr 1000 single-layer steel door. These heavy-duty steel doors are durable, reliable, and low maintenance.

- Heavy-Duty Exterior Steel
- Durable, Reliable, Low Maintenance

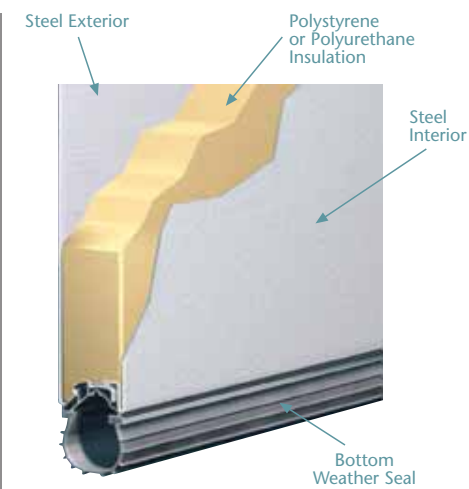


### 2000

#### Double-Layer: Steel + Insulation

An Amarr 2000 double-layer door provides durable, low maintenance features, plus a layer of vinyl-coated insulation for increased thermal properties and quieter operation.

- Heavy-Duty Exterior Steel
- Durable, Reliable, Low Maintenance
- Environmentally Safe Polystyrene Thermal Insulation with Vinyl Backing
- Energy Efficient
- Quiet Operation




### 3000

#### Triple-Layer: Steel + Insulation + Steel

For the toughest, most energy-efficient steel door, an Amarr 3000 triple-layer door includes the ultimate in thermal properties, plus a layer of steel for a finished interior look and added durability.

- Heavy-Duty Exterior and Interior Steel
- Durable, Reliable, Low Maintenance
- Environmentally Safe Polystyrene or Polyurethane Thermal Insulation
- Superior Energy Efficiency
- Extra Quiet Operation

**Composite.** By combining environmentally friendly recycled wood fibers and high-tech resins, JELD-WEN wood composite doors are virtually impervious to climate changes. They are resistant to cracks, splits, separation, shrinkage, expansion, rot, and will not rust. JELD-WEN doors give you the strength of steel, and the durability and look of a beautiful, low-maintenance wood door.



## COMPOSITE

#### Wood Composite + Insulation + Wood Composite

- Recycled Wood Fibers
- Wood Composite "Super Skin"
- Laminated Veneer Support Rails
- Environmentally Safe Polystyrene Thermal Insulation
- Energy Efficient
- Primed and Ready to Paint or Stain

**Wood.** Amarr's wood doors are built on durable, heavy-duty, commercial steel frames with an extra thermal barrier of polystyrene insulation. These handcrafted carriage house doors can then be designed and custom finished to reflect your own style. With wood you get it all: quality craftsmanship, modern functionality, and timeless beauty.



## WOOD

#### Wood + Steel + Insulation + Wood

- Custom, Handcrafted Carriage House Designs
- Meticulous Detailing
- Western Red Cedar Overlays
- Paint or Stain Grade Wood Options
- Commercial Steel Frame
- Environmentally Safe Polystyrene Thermal Insulation
- Energy Efficient



Openings in Steel. Express your style in steel. Amarr makes it happen.  
Exceptional performance, low maintenance and durability, available in Amarr's six steel  
collections. From classic Carriage House designs to contemporary flush panels,  
get a striking look that stands the test of time.



Heritage™ Collection (SP)



Classica Collection® Alicante (A5)



CLASSICA COLLECTION®


- 8 Carriage House Panel Designs
- 11 Top Section Design Options
- Unique 3-Section Door
- Stamped-Steel Designs
- 2 Color Options



- 1000**  
Single-Layer: Steel
- 2000**  
Double-Layer: Steel + Insulation
- 3000**  
Triple-Layer: Steel + Insulation + Steel

HERITAGE™ COLLECTION

- 4 Traditional Panel Designs
- 23 Window Options
- 4 Color Options



- 1000**  
Single-Layer: Steel
- 2000**  
Double-Layer: Steel + Insulation
- 3000**  
Triple-Layer: Steel + Insulation + Steel

OAK SUMMIT COLLECTION

- 1 Carriage House Panel Design
- 23 Window Options
- Stamped-Steel Design
- 3 Color Options



- 1000**  
Single-Layer: Steel
- 2000**  
Double-Layer: Steel + Insulation

STRATFORD™ COLLECTION

- 4 Traditional Panel Designs
- 23 Window Options
- 6 Color Options



- 1000**  
Single-Layer: Steel
- 2000**  
Double-Layer: Steel + Insulation
- 3000**  
Triple-Layer: Steel + Insulation + Steel

FIMBEL® DESIGNER'S CHOICE COLLECTION

- 1 Carriage House Panel Design
- 10 Window Options
- 4 Color Options
- 1 3/8" or 2" Thickness
- High R-values: 15.67 or 11.04



- 400/500**  
Triple-Layer: Steel + Insulation + Steel

FIMBEL® OLYMPUS COLLECTION

- 1 Traditional Short Panel Design
- 10 Window Options
- 4 Color Options
- 1 3/8" or 2" Thickness
- High R-values: 15.67 or 11.04



- 400/500**  
Triple-Layer: Steel + Insulation + Steel

Santiago with Closed Arch (S1 painted)



## CLASSICA COLLECTION®

Looks can be deceiving. From a distance, you see wood. Up close, it's sturdy, durable, low-maintenance steel. The Classica Collection of Carriage House Doors. Precision-shaped doors in fresh, clean, classic carriage house styles that go up and down like traditional garage doors. Three-section tall designs, instead of four, help deliver a more authentic carriage house look. Deception never looked so good.

Tuscany with Danube Windows (T4)




Lucern with Madeira Windows (L5)



**1000**  
Single-Layer: Steel  
**2000**  
Double-Layer: Steel + Insulation  
**3000**  
Triple-Layer: Steel + Insulation + Steel

Valencia with Arabesque Windows (V12)



Bordeaux with Closed Arch (B1)



Tuscany with Seine Windows (T8)



Santiago with Rhine Windows (S7)



**Designs**  
Eight unique three-section stamped-steel designs. The Classica Collection is available in 86 design variations.  
[Complete Style Guide, page 45](#)

Northampton with Thames Windows (N10)



Edinburgh with Closed Square (E2)



**Decorative Hardware**  
Optional decorative hardware, reminiscent of authentic hardware found on original carriage houses, adds character to your door.  
[Complete Offering, page 17](#)

Alicante with Nile Windows (A6)





Oak Summit with Stockton DecraTrim (BB20)



## OAK SUMMIT COLLECTION

Self-expression shouldn't cost a fortune. With Amarr's Oak Summit Collection, it won't. These durable steel doors offer an attractive carriage house look. Choose from a variety of door colors, decorative hardware, and window accents. Customize your home with Amarr's most affordable carriage house door.

Oak Summit with Prairie DecraTrim (BB21)



Moonlite DecraTrim (BB24)



**1000**  
Single-Layer: Steel  
**2000**  
Double-Layer: Steel + Insulation

Closed (BB)



Prairie DecraTrim (BB21)



Metro DecraGlass (BB64)



### Designs

The Oak Summit Collection is available in a Vertical Bead Board design with your choice of 3 colors and 23 windows.

[Complete Style Guide, page 53](#)

Chalet DecraGlass (BB52)



Sunray DecraTrim (BB27)



Cascade DecraTrim (BB23)



### Decorative Hardware

Give your door a unique carriage house look with a variety of decorative hardware options.

[Complete Offering, page 17](#)

Stockton DecraTrim (BB20)





Flush Panel (FP painted)



## HERITAGE™ & STRATFORD™ COLLECTIONS

Tradition never goes out of style. Choose from four different panel designs to create the steel garage door you always wanted. The Heritage Collection provides a heavier gauge steel, and both collections feature durable low-maintenance doors in your choice of traditional styles.

The Heritage & Stratford Collections. Great looks for years to come.

Long Panel (LP)



Short Panel with Tempo DecraGlass (SP65)



**1000**  
Single-Layer: Steel  
**2000**  
Double-Layer: Steel + Insulation  
**3000**  
Triple-Layer: Steel + Insulation + Steel

Short Panel with Heartland DecraGlass (SP60)\*



Long Panel with Sunray DecraTrim (LP27)



Flush Panel (FP)



Short Panel with Stockton DecraTrim (SP20)



**Designs**  
The Heritage & Stratford Collections are available in a variety of panel designs and colors.  
[Complete Style Guide, page 55](#)

Short Panel Design with Waterford DecraTrim (SP25)



Ribbed Panel (RP)



Short Panel with Wichita DecraGlass (SP61)



**Decorative Windows**  
Choose from contemporary or craftsmen DecraGlass windows or DecraTrim window inserts to coordinate with your home.  
[Complete Offering, page 18](#)

\*Hunter Green color available on Stratford 3000 only.



Designer's Choice with Stockton Windows



Designer's Choice with Cascade Windows



Designer's Choice with Prairie Windows



**400/500**  
Triple-Layer: Steel + Insulation + Steel

Designer's Choice Closed



Designer's Choice with Cathedral Windows



Olympus with Sunray Windows



**Designs**

Designer's Choice is a bead board carriage house design while the Olympus door is a traditional short panel design. Both are available in four colors.

[Complete Style Guide, page 59](#)

Olympus with Chalet Windows



Olympus with Stockton Windows



Olympus with Waterford Windows



**Decorative Windows**

Choose window inserts or the Chalet window to coordinate with your home's design.

[Complete Offering, page 18](#)

**FIMBEL®**

**DESIGNER'S CHOICE & OLYMPUS COLLECTIONS**

Design and energy efficiency make Designer's Choice and Olympus doors popular models.

With triple-layer construction, a thermal seal, and superior insulation with an R-value of 15.67 or 11.04, these durable, low-maintenance doors give you the ultimate in quiet operation and energy efficiency.

Olympus with Wagon Wheel Windows





# STEEL OPTIONS

## CLASSICA COLLECTION® TOP SECTIONS

CLOSED ARCH • Available for TUSCANY (T1), SANTIAGO (S1), LUCERN (L1), VALENCIA (V1)



CLOSED SQUARE • Available for TUSCANY (T2), SANTIAGO (S2), LUCERN (L2), VALENCIA (V2)



CLOSED DOUBLE ARCH • Available for TUSCANY (T1D), SANTIAGO (S1D), LUCERN (L1D), VALENCIA (V1D)



CLOSED ARCH • NORTHAMPTON (N1)



CLOSED SQUARE • NORTHAMPTON (N2)



CLOSED ARCH • BORDEAUX (B1)



CLOSED SQUARE • BORDEAUX (B2)



CLOSED SQUARE • ALCANTE (A2), EDINBURGH (E2)



ROSETTE (11)



ARABESQUE (12)



TRELLIS (13)



DANUBE (4)



MADEIRA (5)



NILE (6)



RHINE (7)



SEINE (8)



THAMES (10)



## CLASSICA COLLECTION® COLORS



TRUE WHITE SANDTONE

Actual paint colors may vary from samples shown. Amarr steel doors are pre-painted; for custom colors exterior latex paint must be used. Visit [amarr.com](http://amarr.com) for instructions on painting.

## DECORATIVE HARDWARE & LOCK

### ALUMINUM

Available for Classica Collection



### STAMPED STEEL

Available for Classica, Oak Summit, and Designer's Choice Collections






# STEEL OPTIONS

## DECRA TRIM WINDOW INSERTS

Short Panel inserts available for Heritage, Stratford, and Fimbel Olympus collections.

Long Panel inserts available for Oak Summit, Heritage, Stratford, and Fimbel Designer's Choice collections.




\* Five Piece Sunray and Moonlite DecraTrim inserts are not available for Fimbel Olympus or Designer's Choice collections.

## DECRA GLASS™ WINDOW INSERTS

Short Panel DecraGlass windows available for Heritage and Stratford collections.

Long Panel DecraGlass windows available for Oak Summit, Heritage, and Stratford collections.



\* Chalea DecraGlass windows are available for Fimbel Olympus (Short Panel) and Designer's Choice (Long Panel).

## STEEL COLORS

### OAK SUMMIT COLLECTION



### FIMBEL DESIGNER'S CHOICE AND OLYMPUS COLLECTIONS



### HERITAGE & STRATFORD COLLECTIONS



\* Hunter Green and Gray available on Stratford 3000 only.

See specifications on page 19 for model availability. Actual paint colors may vary from samples shown.

Amarr steel doors are pre-painted; for custom colors exterior latex paint must be used. Visit [amarr.com](http://amarr.com) for instructions on painting.

# STEEL SPECIFICATIONS

	CARRIAGE HOUSE DESIGN							TRADITIONAL DESIGN							
	CLASSICA 1000	CLASSICA 2000	CLASSICA 3000	OAK SUMMIT 1000	OAK SUMMIT 2000	FIMBEL DC-400	FIMBEL DC-500	HERITAGE 1000	HERITAGE 2000	HERITAGE 3000*	STRATFORD 1000	STRATFORD 2000	STRATFORD 3000**	FIMBEL OLYMPUS 400	FIMBEL OLYMPUS 500
<b>PANEL DESIGNS</b>	✓	✓	✓	✓	✓			✓	✓	✓	✓	✓	✓		
Short								•	•	•	•	•	•	•	•
Long								•	•	•	•	•	•	•	•
Flush								•	•	•	•	•	•	•	•
Ribbed										•			•		
Carriage House	8 Designs	8 Designs	8 Designs	1 Design	1 Design	1 Design	1 Design								
<b>CONSTRUCTION LAYERS</b>															
Steel	•			•				•			•			•	•
Steel + Insulation		•			•				•			•			
Steel + Insulation + Steel			•			•	•			•			•	•	•
<b>DOOR THICKNESS</b>															
1 3/8" (3.5cm)						•							•	•	
2" (5.1cm)	•	•	•	•	•	•	•	•	•	•	•	•	•	•	•
<b>INSULATION</b>		Polystyrene <sup>1</sup>	Polyurethane <sup>1</sup>		Polystyrene <sup>1</sup>	Polyurethane <sup>1</sup>	Polyurethane <sup>1</sup>		Polystyrene <sup>1</sup>	Polystyrene <sup>1</sup>		Polystyrene <sup>1</sup>	Polystyrene <sup>1</sup>	Polyurethane <sup>1</sup>	Polyurethane <sup>1</sup>
<b>R-VALUE/U-FACTOR</b>		6.84/0.15	13.35/0.07		6.84/0.15	11.04/0.09	15.67/0.06		6.84/0.15	9.19/0.11		6.84/0.15	6.58/0.15	11.04/0.09	15.67/0.06
<b>STEEL THICKNESS</b>															
Gauge (ga)	24 ga	24 ga	25/27 ga	25 ga	25 ga	25/27 ga	25/27 ga	24 ga	24 ga	24/27 ga	25 ga	25 ga	27/27 ga	25/27 ga	25/27 ga
Gauge (mm)	0.61mm	0.61mm	0.53/0.42	0.53mm	0.53mm	0.53/0.42	0.53/0.42	0.61mm	0.61mm	0.61/0.42	0.53mm	0.53mm	0.42/0.42	0.53/0.42	0.53/0.42
<b>WOODGRAIN EXTERIOR TEXTURE</b>	•	•	•	•	•	•	•	•	•	•	•	•	•	•	•
<b>END STILES</b>															
Galvanized	•	•		•	•						•	•			
Painted			•			•	•	•	•	•			•	•	•
<b>THERMAL SEAL</b>						•	•			•			•	•	•
<b>BOTTOM WEATHER SEAL</b>	•	•	•	•	•	•	•	•	•	•	•	•	•	•	•
Steel Retainer	•	•	•	•	•			•	•		•	•			
Aluminum Retainer										•			•		
Duo-Durometer Astragal						•	•							•	•
<b>DECORATIVE WINDOW OPTIONS</b>	•	•	•	•	•	•	•	•	•	•	•	•	•	•	•
<b>WINDOW GLASS OPTIONS</b>															
3/32" (0.24cm) Single Strength				•	•	•	•	•	•	•	•	•	•	•	•
1/8" (0.32cm) Tempered Double Strength	•	•	•												
Insulated Glass			•			•	•			•			•	•	•
Obscure (not shown)	•	•	•	•	•	•	•	•	•	•	•	•	•	•	•
<b>DECORATIVE HARDWARE OPTIONS</b>	•	•	•	•	•	•	•	•	•	•	•	•	•	•	•
<b>EXTERIOR COLOR OPTIONS</b>															
True White	•	•	•	•	•	•	•	•	•	•	•	•	•	•	•
Almond				•	•	•	•	•	•	•	•	•	•	•	•
Sandtone	•	•	•	•	•	•	•	•	•	•	•	•	•	•	•
Brown				•	•	•	•	•	•	•	•	•	•	•	•
Hunter Green														•	
Gray														•	
<b>WIND LOAD<sup>2</sup> AVAILABLE</b>	•	•	•	•	•			•	•	•	•	•	•		
<b>WARRANTY</b>															
Paint Finish <sup>3</sup>	Lifetime	Lifetime	Lifetime	15 Years	25 Years	Lifetime	Lifetime	Lifetime	Lifetime	Lifetime	15 Years	25 Years	Lifetime	Lifetime	Lifetime
Workmanship/Hardware <sup>3</sup>	3 Years	5 Years	Lifetime	1 Year	2 Years	5 Years	Lifetime	3 Years	5 Years	Lifetime	1 Year	2 Years	3 Years	5 Years	Lifetime

✓ Amarr's section interfaces are designed to reduce the risk of serious finger and hand injuries.

\* Formerly WeatherGuard™ Plus  
\*\* Formerly WeatherGuard™

<sup>1</sup> All Insulation on Amarr brand doors has passed fire safety testing.

<sup>2</sup> It is your responsibility to make sure your garage door meets local building codes.

<sup>3</sup> For complete warranty details, visit [amarr.com](http://amarr.com) or contact your local Amarr dealer.

NOTE: Optional door locks and various heights and widths are available thru your local garage door dealer.



Openings in Composite Technology. JELD-WEN® Wood Composites. They're stylish. They're unique. These reliable, environmentally friendly garage doors are made from 100% recycled wood. They have the rich look of natural wood, but with less maintenance. They're as strong as steel, but resist dents and will not rust. They simply last. JELD-WEN wood composites. Open yourself up to innovation.

## JELD-WEN® ESTATE COLLECTION

*7 Old World Style Grooved Designs  
Hand Crafted  
Energy Efficient Polystyrene Thermal Insulation  
Decorative Hardware Options*



## JELD-WEN® CARRIAGE HOUSE COLLECTION

*7 Carriage House Designs  
9 Window Options  
Hand Crafted  
Energy Efficient Polystyrene Thermal Insulation  
Decorative Hardware Options*



## JELD-WEN® TRADITIONAL COLLECTION

*Short and Long Panel Designs  
9 Window Options  
Energy Efficient Polystyrene Thermal Insulation*








## JELD-WEN® ESTATE COLLECTION

The Old World, reinvented. The JELD-WEN Estate Collection. Old World charm from doors made with resilient, wood composite technology. Get the strength of steel and the durability and rich dynamic look of natural wood. Then add sturdy clavos, handles, knockers, and strap hinges for even more turn-of-the-century styling. The JELD-WEN Estate Collection. Old World look, New World performance.




### Designs

The JELD-WEN Estate Collection is available in 7 Old World grooved designs.

[Complete Style Guide, page 61](#)



#84




#86




### Material

Exterior and interior wood composite "super skin" that resists cracks, splits, separation, shrinkage, expansion, rot, and will not rust. Insulated for energy efficiency. Primed and ready for paint or stain.

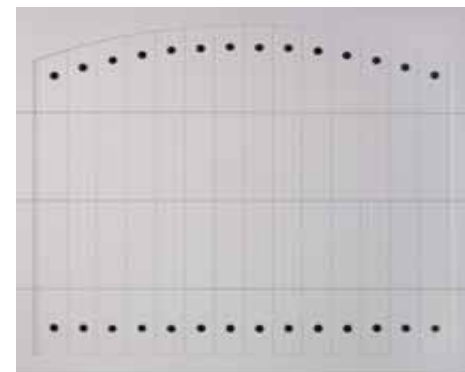
#85



#83



#87




### Decorative Hardware

Take your Old World look a step further with a variety of decorative hardware options, including clavos, handles, knockers, and strap hinges.

[Complete Offering, page 28](#)

#86





#55B



## JELD-WEN® CARRIAGE HOUSE COLLECTION

The beauty of timeless designs. Witness it with the JELD-WEN Carriage House Collection. Handsome carriage house doors in an abundance of design options, made with resilient, wood composite materials. Get the strength of steel and the durability and appearance of real wood. Low maintenance with no rusting, plus it resists cracks and shrinkage. Just a classic American carriage house look and years of hassle-free performance. It's a beautiful thing.

#63B



#45



### Designs


The JELD-WEN Carriage House Collection is available in 4 panel designs with a choice of 10 top sections. Grooves are available on 3 designs for a total of 70 variations.

[Complete Style Guide, page 62](#)

#55B



#6



#63B with Grooves



#65A with Grooves



### Material

Exterior and interior wood composite "super skin" that resists cracks, splits, separation, shrinkage, expansion, rot, and will not rust. Insulated for energy efficiency. Primed and ready for paint or stain.

#93A



#55B



#93B



### Decorative Hardware

Optional decorative hardware fashioned after turn-of-the-century carriage house doors help capture that traditional carriage house look.

[Complete Offering, page 28](#)



#2



## JELD-WEN® TRADITIONAL COLLECTION

It's fashionable to mix and match. Case in point: the JELD-WEN Traditional Collection.

Mixing traditional garage door styles with technologically advanced wood composite construction. Reliable, low-maintenance doors in striking raised panel designs. All with the strength of steel and the durability and warmth of natural wood. The JELD-WEN Traditional Collection. Get ready to mix it up.

#1



#1 with Stockton window inserts



### Designs

JELD-WEN Traditional Collection is available in short and long panel designs with a choice of 9 different window designs.

[Complete Style Guide, page 66](#)

#2 with Stockton 4-Lite window inserts



#1



#2 with Stockton 10-Lite window inserts



### Material

Exterior and interior wood composite "super skin" that resists cracks, splits, separation, shrinkage, expansion, rot, and will not rust. Insulated for energy efficiency. Primed and ready for paint or stain.

#2



#1 with Cathedral window inserts



#2 with Cascade window inserts



### Decorative Windows

Whether you prefer a Cascade, Cathedral or Stockton design, choose from the many decorative window options for creating your own customized look.

[Complete Offering, page 28](#)

#1 with Cascade window inserts





## WOOD COMPOSITE OPTIONS

### WINDOW INSERTS

Traditional Collection

SHORT PANEL WINDOW



LONG PANEL WINDOW



STOCKTON SHORT PANEL



STOCKTON LONG PANEL 4-LITE



STOCKTON LONG PANEL 10-LITE



CATHEDRAL SHORT PANEL



CASCADE SHORT PANEL



CASCADE LONG PANEL



SHERWOOD LONG PANEL



### DECORATIVE HARDWARE

Carriage House & Estate Collections

24" STRAP HINGE WITH STUDS



16" STRAP HINGE WITH STUDS



PULL HANDLE WITH STUDS



KNOCKERS



1 3/4" CLAVOS



## WOOD COMPOSITE SPECIFICATIONS

	JELD-WEN ESTATE	JELD-WEN CARRIAGE HOUSE	JELD-WEN TRADITIONAL
<b>PANEL DESIGNS</b>			
Short			•
Long			•
Carriage House	7 Designs	7 Designs	
<b>DECORATIVE WINDOW OPTIONS</b>		•	•
<b>CONSTRUCTION:</b> Wood Composite + Insulation + Wood Composite	•	•	•
<b>DOOR THICKNESS</b>	1 5/8" (4.1cm)	1 5/8" (4.1cm)	1 3/8" (3.5cm)
<b>POLYSTYRENE INSULATION</b>	•	•	•
<b>R-VALUE/U-FACTOR</b>	7.98/0.13	7.98/0.13	7.08/0.14
<b>BOTTOM WEATHERSEAL</b>	•	•	•
<b>WINDOW GLASS OPTION:</b> 1/8" (0.32) Tempered Double Strength		•	•
<b>DECORATIVE HARDWARE OPTIONS</b>	•	•	
<b>WIND LOAD<sup>1</sup> AVAILABLE</b>	•	•	•
<b>SECTION WARRANTY<sup>2</sup></b>	5 Years	5 Years	Lifetime
<b>HARDWARE WARRANTY<sup>2</sup></b>	3 Years	3 Years	3 Years

<sup>1</sup> It is your responsibility to make sure your garage door meets local building codes.

<sup>2</sup> For complete warranty details, visit [amarr.com](http://amarr.com) or contact your local Amarr dealer.

NOTE: Doors available in various heights and widths. Contact your local garage door dealer for specific details.

### GENERAL JELD-WEN FINISHING INSTRUCTIONS

JELD-WEN wood composite garage doors are primed and ready for paint or stain. With a natural wood grain embossed in the surface of the wood composite "super skin," JELD-WEN doors provide a beautiful, classic wood look when painted or stained.

For painting, JELD-WEN recommends the use of all-acrylic exterior latex finishes with UV inhibitor. Read label thoroughly and follow manufacturer's application instructions.

For staining, JELD-WEN recommends the use of ZAR® oil-based wood stain and exterior water-based polyurethane top coat. Read instructions thoroughly and follow directions explicitly. For a copy of ZAR instructions for staining a JELD-WEN garage door, visit [amarr.com](http://amarr.com) or contact your local garage door dealer.

For all finishes, strict attention to proper covering instructions, temperature and humidity and other requirements at time of application is critical to ensure a beautiful garage door. Prior to installation, all six sides of the garage door must be finished to ensure maximum moisture resistance.



Openings Sculptured in Wood. Warm, natural, beautiful. The choice is wood.

Let the artistic expressions of Bob Timberlake and the inspired designs of George Vanderbilt's Biltmore Estate give your home a distinct architectural focus.

With the Amarr by Design Collection, you can create your own custom look so your garage doors will have a signature all their own, yours.

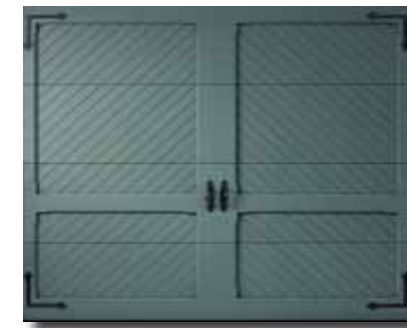
**BOB TIMBERLAKE® COLLECTION**

*5 Styles Designed by Bob Timberlake  
Energy Efficient Polystyrene Thermal Insulation  
Commercial Steel Frame  
Western Red Cedar Exterior  
Paint or Stain Grade Wood Choices*



**BILTMORE™ FOR YOUR HOME COLLECTION**

*6 Designs Inspired by Biltmore Estate Architecture  
Energy Efficient Polystyrene Thermal Insulation  
Commercial Steel Frame  
4 Exterior Wood Options  
Paint or Stain Grade Wood Choices*



**AMARR BY DESIGN COLLECTION**

*Unlimited Custom Designs  
10 Popular Standard Designs  
Energy Efficient Polystyrene Thermal Insulation  
Commercial Steel Frame  
4 Exterior Wood Options  
Paint or Stain Grade Wood Choices*





Davidson with Seeded Glass



## BOB TIMBERLAKE® COLLECTION

Some call it staring. Others, admiring. Either way, you'll see a lot of that on your street. With a Bob Timberlake® door, people can't help it. The craftsmanship is pure Americana, with all five carriage house styles reflecting the rural, rustic artistry that comes across in all of Bob Timberlake's unique designs. Bob Timberlake® garage doors. Strong, stylish, casually elegant, and worth a second look. Maybe even a third.

Claremont with Seeded Glass



Ridgecrest



### Designs

5 Bob Timberlake designs reflect your style with a choice of solid top sections or seeded glass windows.

*Complete Style Guide, page 67*

Davidson



Franklin



Riverwood



Claremont with Seeded Glass



### Materials

Handcrafted in Western Red Cedar mounted over insulated 24-gauge commercial steel. Available in either stainable clear grade or paint grade Western Red Cedar.

Franklin with Seeded Glass



Claremont



Davidson with Seeded Glass



### Decorative Hardware

Uniquely inspired by the designs and artistry of Bob Timberlake.

*Complete Offering, page 38*





## BILTMORE™ FOR YOUR HOME COLLECTION

Subtleties matter. That's why Amarr offers six distinctive looks inspired by actual doors and design elements found on the Biltmore Estate, America's largest home. Charming wood carriage house doors with uncompromised craftsmanship, meticulous detailing, and decorative custom hardware for even more character. Sophisticated, inviting, and built to last. The Biltmore For Your Home Collection. Subtly different. Distinctively you.



**Designs**  
6 Distinctive Biltmore designs, with a choice of closed top sections or with windows. Glass choices include Seeded and Straw.

Chateau with Straw Glass



**Materials**  
Choose from various grades of wood mounted over insulated 24-gauge commercial steel. Paintable or stainable wood exterior.

Antler Hill



**Decorative Hardware**  
Optional hardware includes door knockers, handles, braces, gate latches, and strap hinges inspired by designs and doors found at the Biltmore estate.

*Complete Offering, page 38*







## AMARR BY DESIGN COLLECTION

Get the neighbors talking. Start with Amarr's exquisite By Design Collection. Submit your own unique design and let our craftsmen build it. Or choose from one of our 10 custom wood carriage house styles and an array of materials, windows, and custom hardware to create a truly unique, one-of-a-kind door. Amarr By Design. Get a gorgeous door, and a great conversation piece.



Curtis with Seeded Glass



Preston with Seeded Glass



### Designs

Design your own look or pick from one of our 10 designs. Available with closed top section or with windows. Glass choices include seeded or clear tempered glass.

*Complete Style Guide, page 69*

Williams with Seeded Glass



Roberts with Seeded Glass



Sutcliffe



### Materials

Design your own door. Choose from various grades of wood mounted over insulated 24-gauge commercial steel. Paintable or stainable wood exterior.


Runion with Seeded Glass



Hudson



Easton with Seeded Glass



### Decorative Hardware

Design your own finishing touches with decorative hardware. Popular choices include door knockers, handles, latches, braces, and strap hinges.

*Complete Offering, page 38*



## WOOD OPTIONS

### BOB TIMBERLAKE® COLLECTION

CLAREMONT SEEDED GLASS



BARN HANDLES (Black Finish)



BARN HINGES (Black Finish)



FISH CAMP HANDLES (Satin Steel Finish)



LAKE HOUSE HANDLES (Rust Finish)



FIGURE 8 KNOCKERS (Rust Finish)



STUDIO KNOCKERS (Satin Steel Finish)



### BILTMORE™ FOR YOUR HOME COLLECTION

SWANNANOA SEEDED GLASS




CHATEAU STRAW GLASS WITH PEWTER CAMING




ANTLER HILL CORNER BRACES



ANTLER HILL HANDLES



CHATEAU HANDLES



VANDERBILT HANDLES




SWANNANOA DOOR KNOCKERS



AMHERST DOOR KNOCKERS



R.H. HUNT GATE LATCH



R.H. HUNT STUDS



### AMARR BY DESIGN COLLECTION Additional choices include all hardware shown on this page.

SEEDED GLASS



STABLE STRAP HINGES




STABLE STUDS



STABLE HANDLES




COTTAGE HANDLES



LIONSHEAD KNOCKERS



CHALET KNOCKERS



## WOOD SPECIFICATIONS

	BOB TIMBERLAKE® COLLECTION	BILTMORE™ FOR YOUR HOME COLLECTION	AMARR BY DESIGN COLLECTION
<b>PANEL DESIGNS</b>			
Carriage House	5 Designs	6 Designs	Unlimited Designs
<b>CONSTRUCTION:</b> Wood + Steel + Insulation + Wood	•	•	•
<b>DOOR THICKNESS</b>	3 1/2" (8.9cm)	3 1/2" (8.9cm)	3 1/2" (8.9cm)
<b>WOOD BASEPLY OPTIONS</b>			
T1-11 Exterior Plywood		•	•
MDO Exterior Plywood		•	•
Marine Grade SuperPly		•	•
Western Red Cedar	•	•	•
<b>WOOD OVERLAY:</b> Western Red Cedar	•	•	•
<b>POLYSTYRENE INSULATION</b>	•	•	•
<b>R-VALUE/U-FACTOR</b>	7.61/0.13	7.61/0.13	7.61/0.13
<b>BOTTOM WEATHERSEAL</b>	•	•	•
<b>DECORATIVE WINDOW OPTIONS</b>			
1/8" (0.32cm) Tempered Double Strength			•
Seeded	•	•	•
Straw		•	
<b>DECORATIVE HARDWARE OPTIONS</b>	•	•	•
<b>WIND LOAD<sup>1</sup> AVAILABLE</b>	•	•	•
<b>SECTION WARRANTY<sup>2</sup></b>	1 Year	1 Year	1 Year
<b>HARDWARE WARRANTY<sup>2</sup></b>	3 Years	3 Years	3 Years

<sup>1</sup> It is your responsibility to make sure your garage door meets local building codes.


<sup>2</sup> For complete warranty details, visit [amarr.com](http://amarr.com) or contact your local Amarr dealer.

NOTE: Doors available in various heights and widths. Contact your local garage door dealer for specific details.

All doors are shipped in their natural finish and require priming, painting or staining within two weeks of receipt of door(s). Visit [amarr.com](http://amarr.com) for instructions on painting and staining.

### CUSTOM DESIGNS AVAILABLE

*Make a statement that is uniquely you by designing your own custom garage door. The Amarr By Design collection allows you to be your own designer. It's as simple as drawing on a napkin and giving it to your Amarr dealer. Amarr will do the rest.*





## RED FLAG READY™

For decades, coastal and inland residents alike have taken precautions when they see the “red flag,” signaling an impending hurricane. They wisely heed the warning of this familiar beacon and prepare their homes for high wind conditions. But many homeowners fail to take the crucial extra step needed to prepare their homes – reinforcing their garage door, the largest opening in a home and a likely entry point for potentially devastating wind. Experts state that if garage doors fail, high winds can enter homes through the garage and blow out doors, windows, walls, and even the roof.<sup>1</sup>

**FACT:** About 80% of residential wind damage starts with wind entry through the garage door.<sup>2</sup>

**FACT:** Less than 30% of homes in hurricane prone areas have adequate garage door wind load reinforcement systems.<sup>3</sup>

**FACT:** Fewer than 50% of consumers in hurricane prone areas know that their garage doors are required to meet building code criteria for wind pressures.<sup>3</sup>

**FACT:** Winds can stay above hurricane strength many miles inland. Hurricane Hugo (1989) battered Charlotte, North Carolina—about 175 miles inland—with gusts to near 100 mph.<sup>4</sup>



*“Wind pressure is often the most devastating culprit in a hurricane. A category 3 hurricane with winds of 130 mph exerts pressures equivalent to the weight of a typical family car on a two-car garage door.”*

— Dr. Steve Lyons, Tropical Weather Expert

**The Weather Channel**®

## WIND LOAD APPROVED GARAGE DOORS

Practically every door that Amarr offers is available with a wind load reinforcement system to withstand high wind conditions. The Amarr WindPro® reinforcement system is simply a garage door upgrade that meets or exceeds the strict building codes in your area for high winds from hurricanes and windstorms. Amarr wind load approved doors use a variety of reinforcement materials to meet specific building code requirements, ranging from struts to a C-Channel, R-Truss or Vertical Post Kit, and may require hardware modifications.

C-Channel 4" or 6"



R-Truss 3 5/8", 4 1/2", 5"



Strut 2" or 3"



Vertical Post Kit



### RED FLAG READY REQUIREMENTS

Local government regulations for wind load requirements can vary from one location to another due to such things as door size, the door's location on the structure, and localized wind zones, among other factors. Only qualified architects, contractors and installers should interpret building codes and similar regulations for the selection and installation of garage doors to meet local wind load requirements.

### GET RED FLAG READY

Contact an Amarr garage door dealer nearest you to pick out the door style that you prefer. To find a dealer in your area, visit [amarr.com](http://amarr.com) or call 800.503.DOOR.

The Weather Channel, the nation's pre-eminent source of weather and information, and Amarr, a leading garage door manufacturer and distributor, have joined forces to create a nationwide safety and preparedness campaign called “Red Flag Ready™” that is dedicated to increasing public awareness of the need for preparation ahead of the storm along with the need for reinforced garage doors for high wind conditions.



**Manufacturer's Notice to Consumer**  
The Amarr Vertical Post Kit is designed for use with certain Amarr Garage Doors to increase wind load resistance. The performance test information is available from Amarr. Amarr makes no other claims of performance.

### WIND LOAD APPROVED DOOR FEATURES

- MIAMI-DADE APPROVED\*
- IMPACT WINDOWS\*
- INDEPENDENTLY TESTED FOR LARGE MISSILE IMPACT RESISTANCE\*
- ENGINEER CERTIFIED TO MEET OR EXCEED LOCAL WIND LOAD REQUIREMENTS

\* (on select models)

Source:

1. December 1993, *Against the Wind: Protecting Your Home From Hurricane Wind Damage*, FEMA and the American Red Cross.

2. Copyright 2007, Federal Alliance for Safe Homes.

3. August 2006, *Electronic Answers - Amarr Garage Door Hurricane Preparedness Study*.

4. Revised August 2001, *Hurricanes...Unleashing Nature's Fury: A Preparedness Guide*. U.S. Department of Commerce, National Oceanic and Atmospheric Administration, National Weather Service.





# Amarr

STYLE GUIDE






- 45 CLASSICA COLLECTION® CARRIAGE HOUSE DOORS
- 53 OAK SUMMIT CARRIAGE HOUSE COLLECTION
- 55 HERITAGE™ & STRATFORD™ COLLECTIONS
- 59 FIMBEL® DESIGNER'S CHOICE COLLECTION
- 60 FIMBEL® OLYMPUS COLLECTION
- 61 JELD-WEN® ESTATE COLLECTION
- 62 JELD-WEN® CARRIAGE HOUSE COLLECTION
- 66 JELD-WEN® TRADITIONAL COLLECTION
- 67 BOB TIMBERLAKE® COLLECTION
- 68 BILTMORE™ FOR YOUR HOME COLLECTION
- 69 AMARR BY DESIGN COLLECTION

When ordering your door, please note the design number (in bold).

T1 · TUSCANY · CLOSED ARCH



T1 · TUSCANY · CLOSED ARCH




T2 · TUSCANY · CLOSED SQUARE



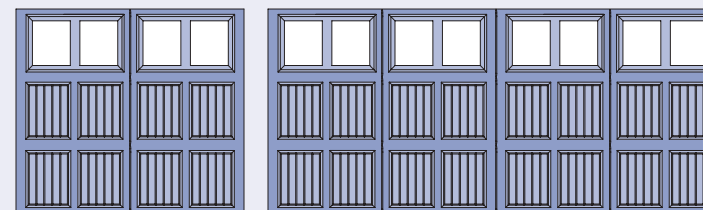
T4 · TUSCANY · DANUBE WINDOWS



T5 · TUSCANY · MADEIRA WINDOWS



T6 · TUSCANY · NILE WINDOWS




T7 · TUSCANY · RHINE WINDOWS




T8 · TUSCANY · SEINE WINDOWS




T10 · TUSCANY · THAMES WINDOWS




T11 · TUSCANY · ROSETTE WINDOWS



T12 · TUSCANY · ARABESQUE WINDOWS




T13 · TUSCANY · TRELIS WINDOWS






CLASSICA COLLECTION® CARRIAGE HOUSE DOORS


L1 · LUCERN · CLOSED ARCH



L2 · LUCERN · CLOSED SQUARE




L4 · LUCERN · DANUBE WINDOWS




L5 · LUCERN · MADEIRA WINDOWS



L6 · LUCERN · NILE WINDOWS



L7 · LUCERN · RHINE WINDOWS




L8 · LUCERN · SEINE WINDOWS




L10 · LUCERN · THAMES WINDOWS




L11 · LUCERN · ROSETTE WINDOWS



L12 · LUCERN · ARABESQUE WINDOWS

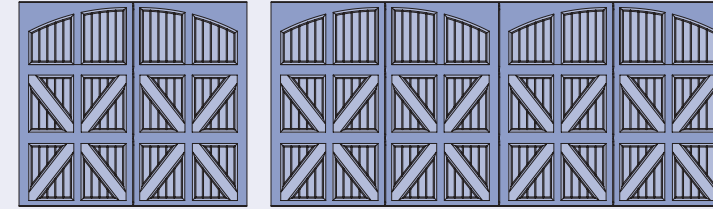


L13 · LUCERN · TRELLIS WINDOWS

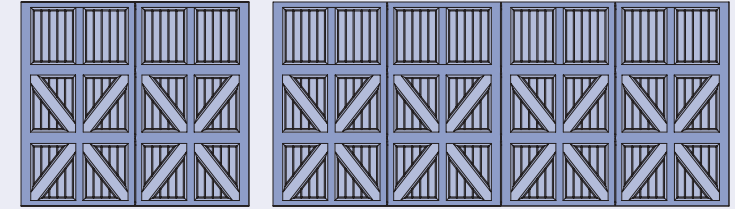


CLASSICA COLLECTION® CARRIAGE HOUSE DOORS

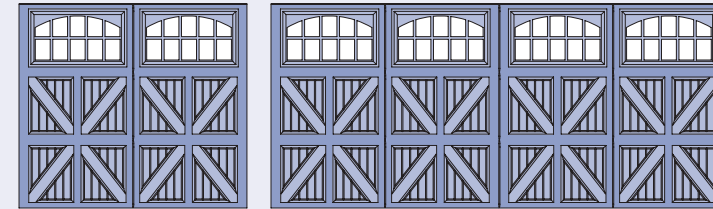
S1 · SANTIAGO · CLOSED ARCH




S2 · SANTIAGO · CLOSED SQUARE



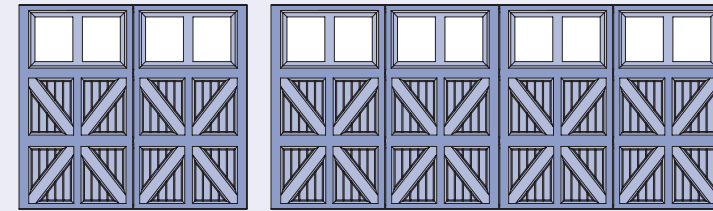
S4 · SANTIAGO · DANUBE WINDOWS




S5 · SANTIAGO · MADEIRA WINDOWS



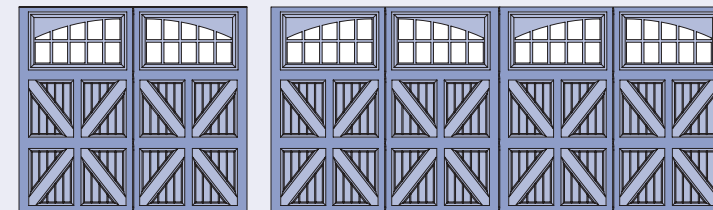
S6 · SANTIAGO · NILE WINDOWS




S7 · SANTIAGO · RHINE WINDOWS




S8 · SANTIAGO · SEINE WINDOWS




S10 · SANTIAGO · THAMES WINDOWS




S11 · SANTIAGO · ROSETTE WINDOWS



S12 · SANTIAGO · ARABESQUE WINDOWS




S13 · SANTIAGO · TRELLIS WINDOWS

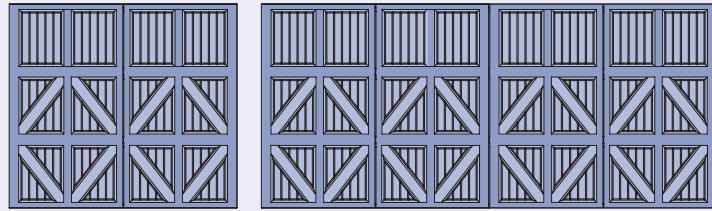


CLASSICA COLLECTION® CARRIAGE HOUSE DOORS


V1 - VALENCIA - CLOSED ARCH




V2 - VALENCIA - CLOSED SQUARE



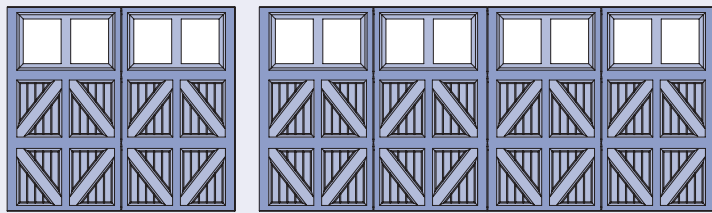
V4 - VALENCIA - DANUBE WINDOWS




V5 - VALENCIA - MADEIRA WINDOWS




V6 - VALENCIA - NILE WINDOWS




V7 - VALENCIA - RHINE WINDOWS




V8 - VALENCIA - SEINE WINDOWS




V10 - VALENCIA - THAMES WINDOWS




V11 - VALENCIA - ROSETTE WINDOWS



V12 - VALENCIA - ARABESQUE WINDOWS

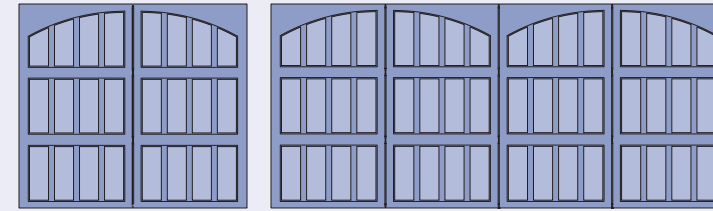


V13 - VALENCIA - TRELLIS WINDOWS




CLASSICA COLLECTION® CARRIAGE HOUSE DOORS

N1 - NORTHAMPTON - CLOSED ARCH




N2 - NORTHAMPTON - CLOSED SQUARE




N4 - NORTHAMPTON - DANUBE WINDOWS




N5 - NORTHAMPTON - MADEIRA WINDOWS



N6 - NORTHAMPTON - NILE WINDOWS




N7 - NORTHAMPTON - RHINE WINDOWS



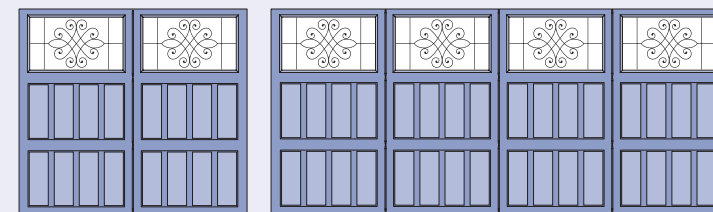
N8 - NORTHAMPTON - SEINE WINDOWS




N10 - NORTHAMPTON - THAMES WINDOWS



N11 - NORTHAMPTON - ROSETTE WINDOWS



N12 - NORTHAMPTON - ARABESQUE WINDOWS



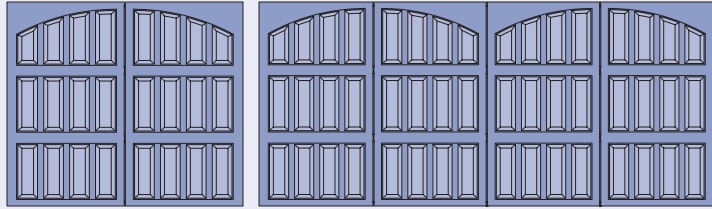
N13 - NORTHAMPTON - TRELLIS WINDOWS






CLASSICA COLLECTION® CARRIAGE HOUSE DOORS


B1 · BORDEAUX · CLOSED ARCH




B2 · BORDEAUX · CLOSED SQUARE




B4 · BORDEAUX · DANUBE WINDOWS




B5 · BORDEAUX · MADEIRA WINDOWS




B6 · BORDEAUX · NILE WINDOWS




B7 · BORDEAUX · RHINE WINDOWS




B8 · BORDEAUX · SEINE WINDOWS




B10 · BORDEAUX · THAMES WINDOWS




B11 · BORDEAUX · ROSETTE WINDOWS



B12 · BORDEAUX · ARABESQUE WINDOWS




B13 · BORDEAUX · TRELLIS WINDOWS




CLASSICA COLLECTION® CARRIAGE HOUSE DOORS

E2 · EDINBURGH · CLOSED SQUARE




E4 · EDINBURGH · DANUBE WINDOWS




E5 · EDINBURGH · MADEIRA WINDOWS



E6 · EDINBURGH · NILE WINDOWS




N7 · EDINBURGH · RHINE WINDOWS



E8 · EDINBURGH · SEINE WINDOWS




E10 · EDINBURGH · THAMES WINDOWS




E11 · EDINBURGH · ROSETTE WINDOWS



E12 · EDINBURGH · ARABESQUE WINDOWS



E13 · EDINBURGH · TRELLIS WINDOWS

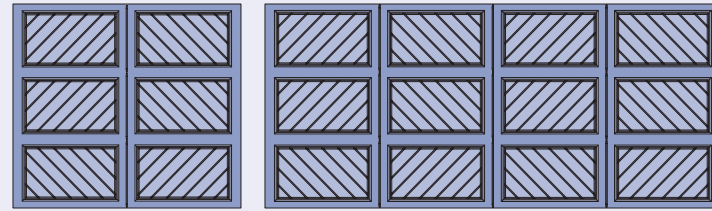


CLASSICA COLLECTION® CARRIAGE HOUSE DOORS

OAK SUMMIT CARRIAGE HOUSE COLLECTION

BB – BEAD BOARD


A2 · ALCANTE · CLOSED SQUARE




BB · CLOSED




BBC · CLEAR



A4 · ALCANTE · DANUBE WINDOWS



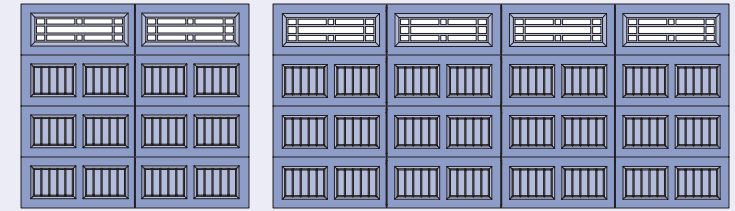
A5 · ALCANTE · MADEIRA WINDOWS




BB20 · STOCKTON DECRATRIM




BB21 · PRAIRIE DECRATRIM



A6 · ALCANTE · NILE WINDOWS




A7 · ALCANTE · RHINE WINDOWS




BB22 · CATHEDRAL DECRATRIM



BB23 · CASCADE DECRATRIM



A8 · ALCANTE · SEINE WINDOWS



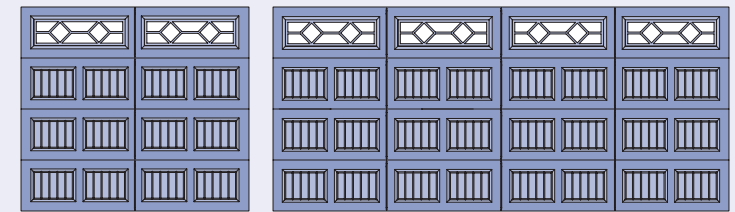
A10 · ALCANTE · THAMES WINDOWS




BB24 · MOONLITE DECRATRIM




BB25 · WATERFORD DECRATRIM



A11 · ALCANTE · ROSETTE WINDOWS




A12 · ALCANTE · ARABESQUE WINDOWS




BB26 · WAGON WHEEL DECRATRIM




BB27 · SUNRAY DECRATRIM



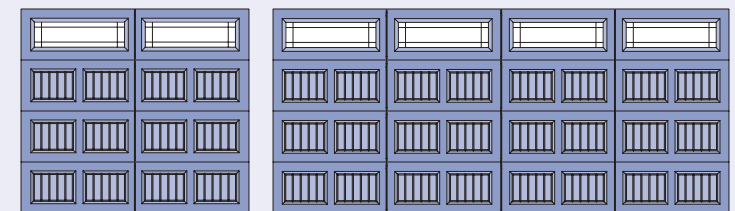
A13 · ALCANTE · TRELIS WINDOWS



BB28 · FULL SUNRAY DECRATRIM



BB50 · PRAIRIE DECRAGLASS

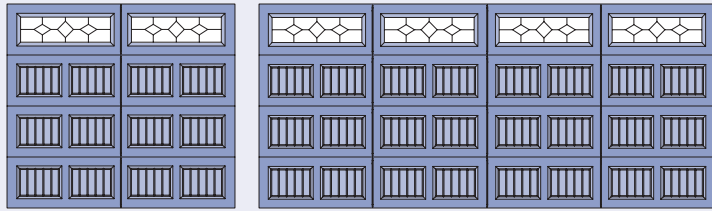





OAK SUMMIT CARRIAGE HOUSE COLLECTION

BB - BEAD BOARD


BB52 · CHALET DECRAGLASS




BB53 · RIVIERA DECRAGLASS



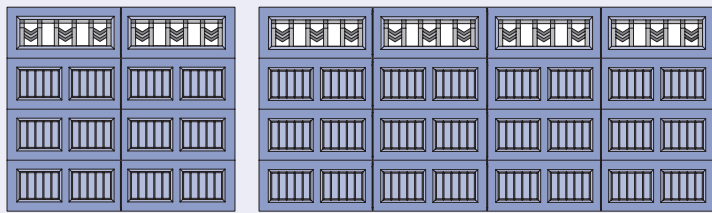
BB60 · HEARTLAND DECRAGLASS



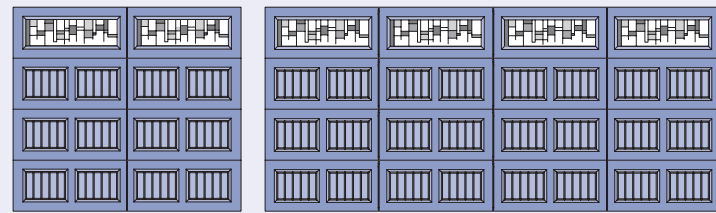
BB61 · WICHITA DECRAGLASS



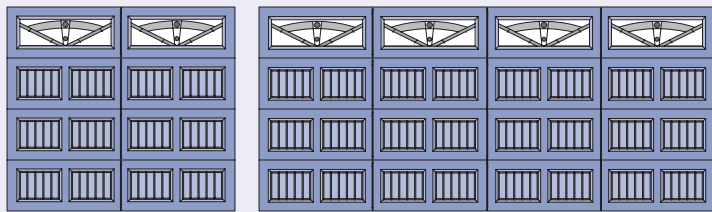
BB62 · HARVEST DECRAGLASS



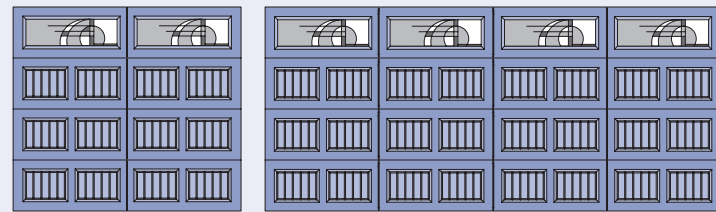
BB63 · ALLEGRO DECRAGLASS



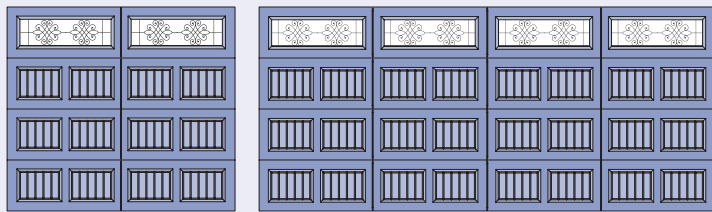
BB64 · METRO DECRAGLASS



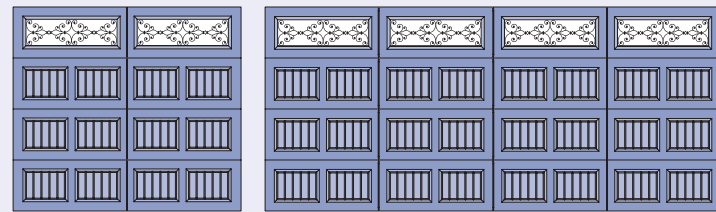
BB65 · TEMPO DECRAGLASS




BB66 · ROSETTE DECRAGLASS



BB67 · ARABESQUE DECRAGLASS



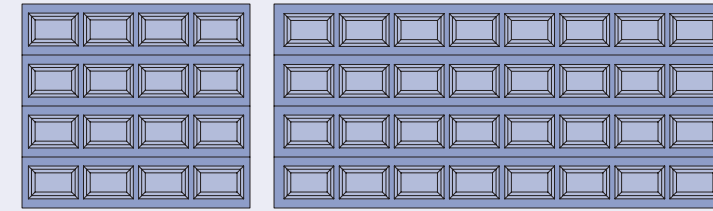
BB68 · TRELIS DECRAGLASS



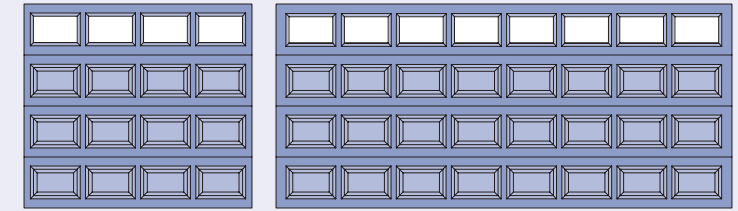
HERITAGE™ & STRATFORD™ COLLECTIONS

SP - SHORT PANEL  
LP - LONG PANEL

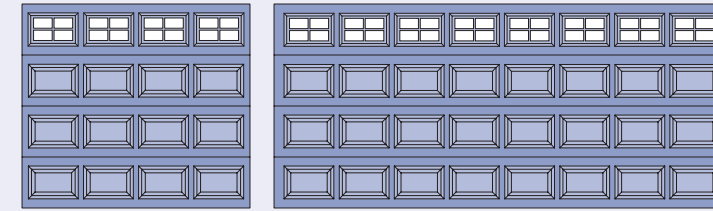
SP



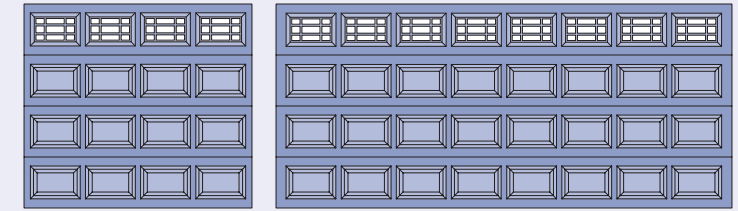
SPC · CLEAR



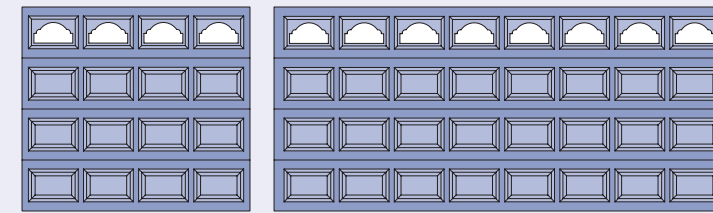
SP20 · STOCKTON DECRATRIM



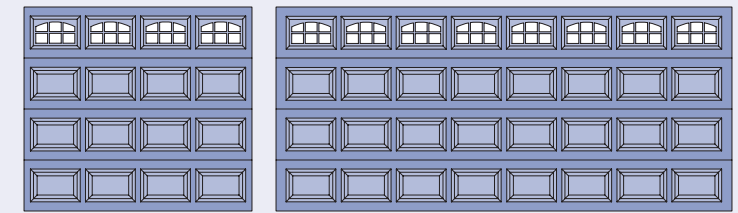
SP21 · PRAIRIE DECRATRIM



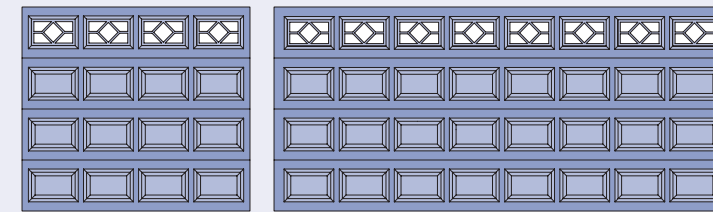
SP22 · CATHEDRAL DECRATRIM



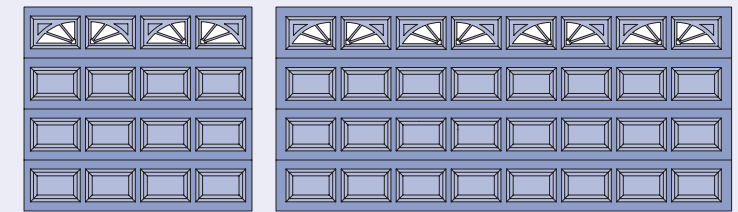
SP23 · CASCADE DECRATRIM



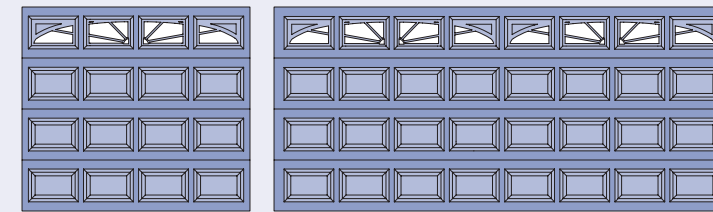
SP25 · WATERFORD DECRATRIM



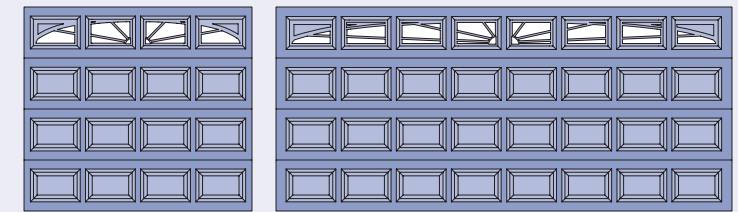
SP26 · WAGON WHEEL DECRATRIM



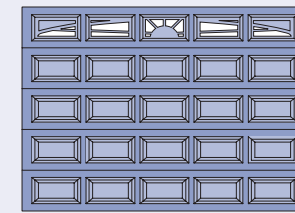
SP27 · SUNRAY DECRATRIM



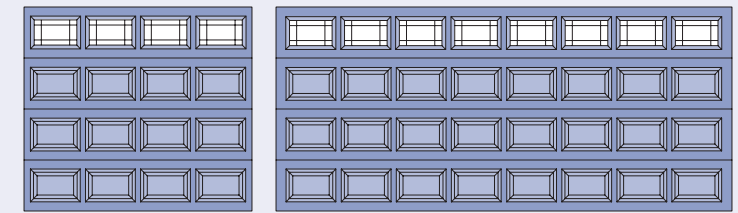
SP28 · FULL SUNRAY DECRATRIM



SP29 · 10' FIVE PANEL FULL SUNRAY DECRATRIM



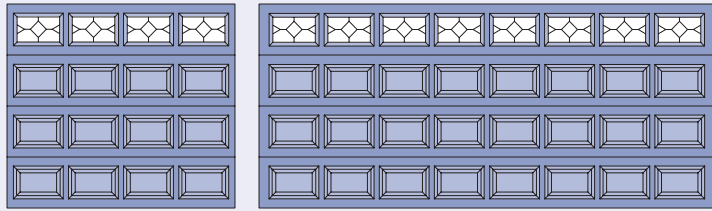
SP50 · PRAIRIE DECRAGLASS



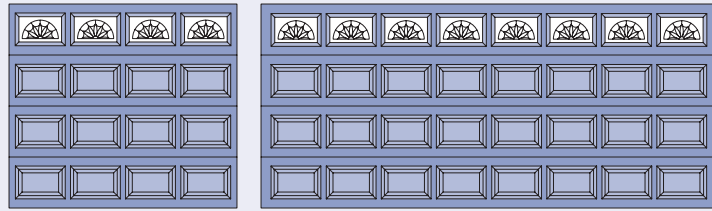
HERITAGE™ & STRATFORD™ COLLECTIONS

SP - SHORT PANEL  
LP - LONG PANEL

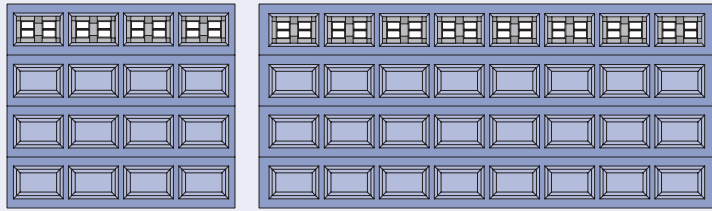
SP52 · CHALET DECAGLASS



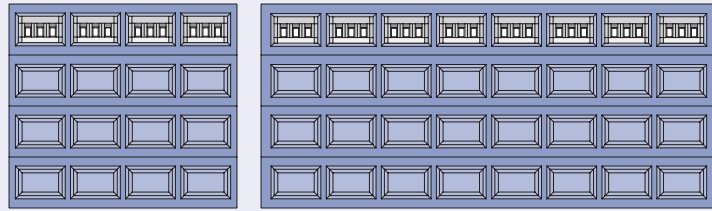
SP53 · RIVIERA DECAGLASS



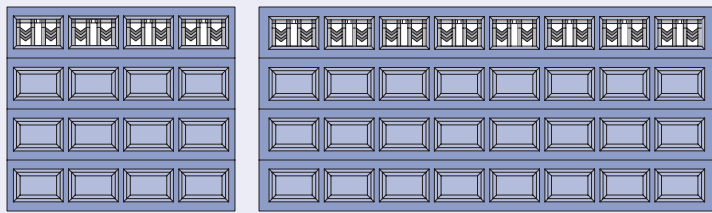
SP60 · HEARTLAND DECAGLASS



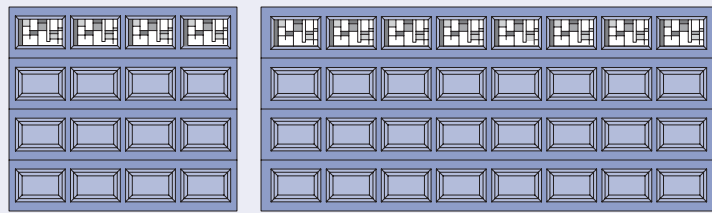
SP61 · WICHITA DECAGLASS



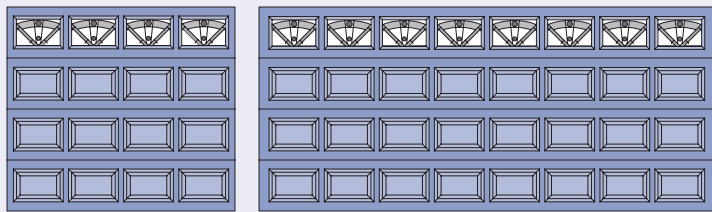
SP62 · HARVEST DECAGLASS



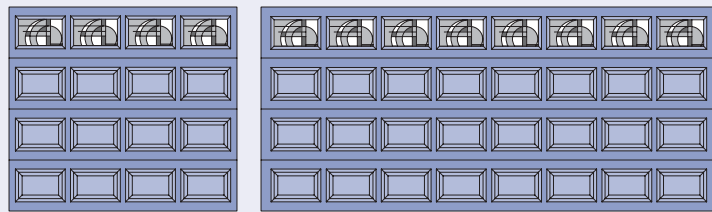
SP63 · ALLEGRO DECAGLASS



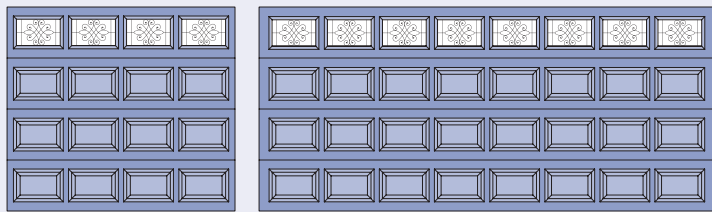
SP64 · METRO DECAGLASS



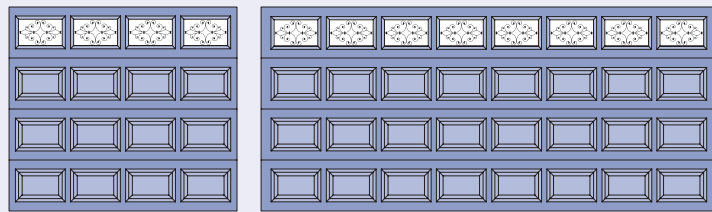
SP65 · TEMPO DECAGLASS



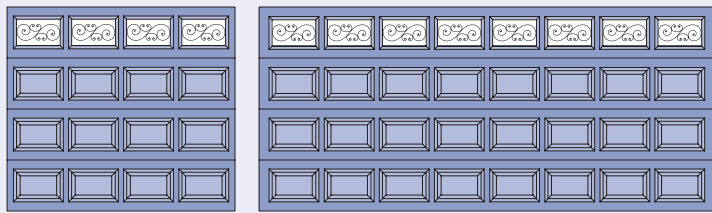
BB66 · ROSETTE DECAGLASS



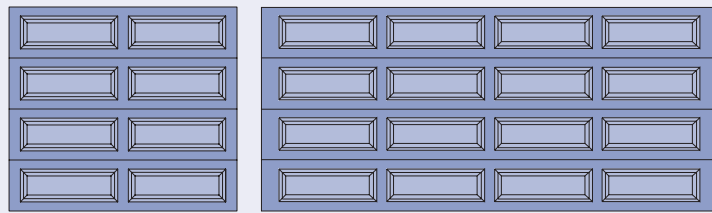
BB67 · ARABESQUE DECAGLASS



BB68 · TRELIS DECAGLASS



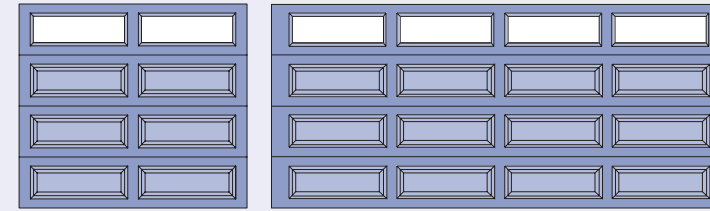
LP



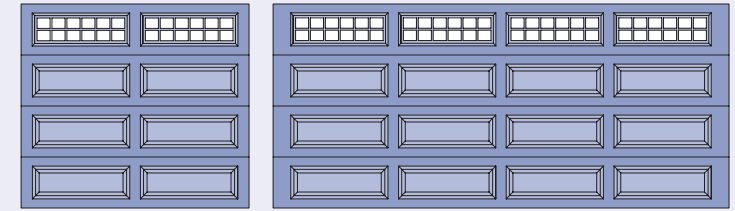
HERITAGE™ & STRATFORD™ COLLECTIONS

SP - SHORT PANEL  
LP - LONG PANEL

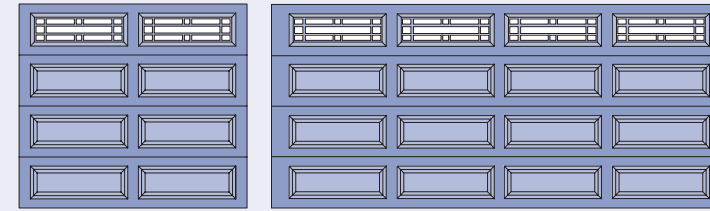
LPC · CLEAR



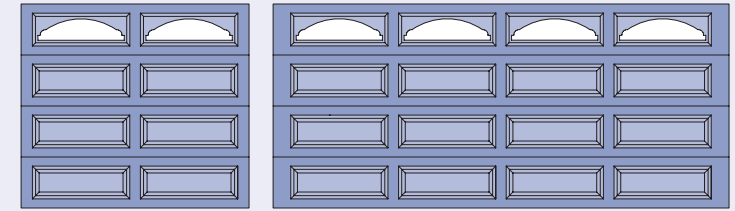
LP20 · STOCKTON DECRATRIM



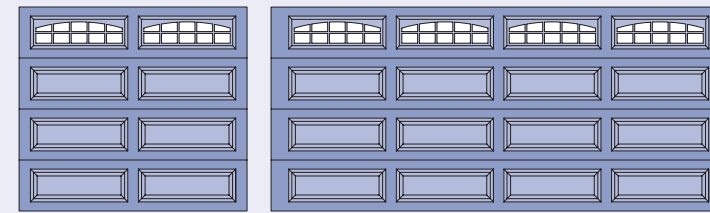
LP21 · PRAIRIE DECRATRIM



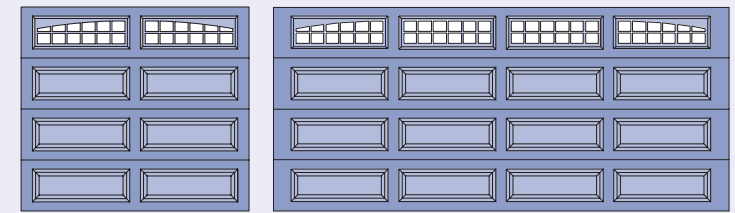
LP22 · CATHEDRAL DECRATRIM



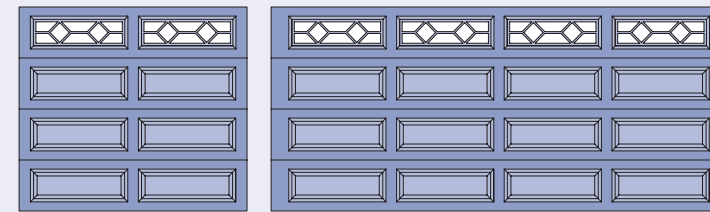
LP23 · CASCADE DECRATRIM



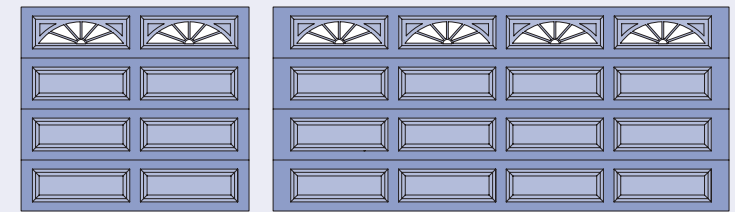
LP24 · MOONLITE DECRATRIM



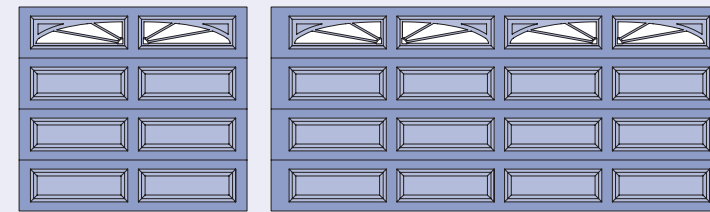
LP25 · WATERFORD DECRATRIM



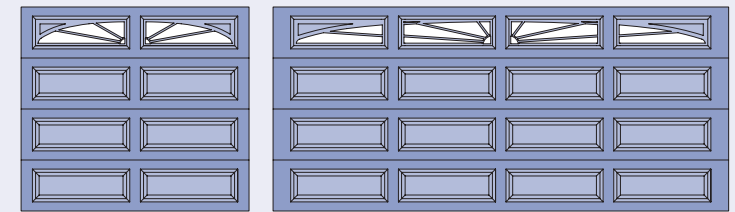
LP26 · WAGON WHEEL DECRATRIM



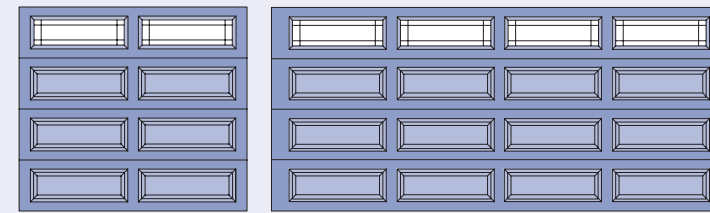
LP27 · SUNRAY DECRATRIM



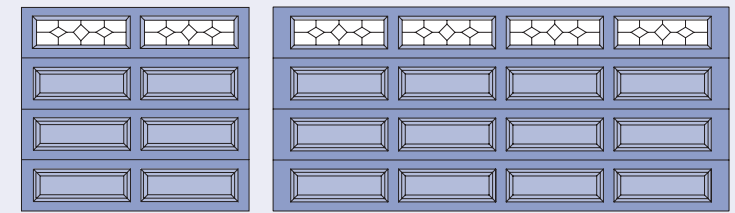
LP28 · FULL SUNRAY DECRATRIM



LP50 · PRAIRIE DECAGLASS



LP52 · CHALET DECAGLASS






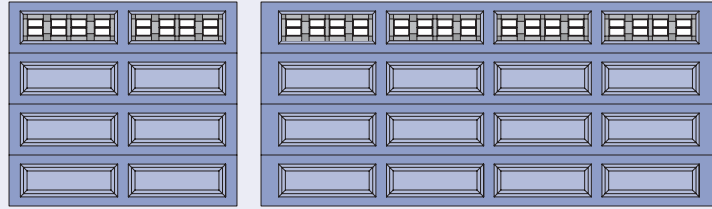
HERITAGE™ & STRATFORD™ COLLECTIONS

SP – SHORT PANEL  
 LP – LONG PANEL  
 FP – FLUSH PANEL  
 RP – RIBBED PANEL

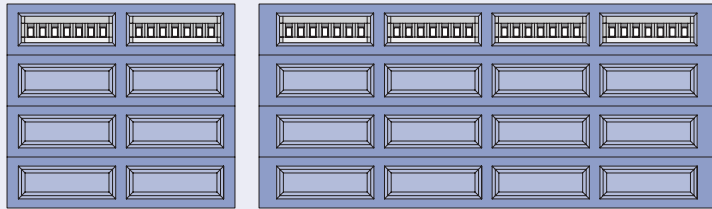
LP53 · RIVIERA DECRAGLASS



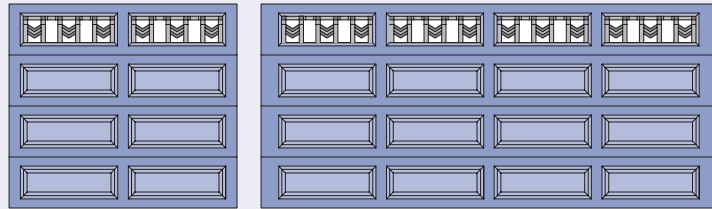
LP60 · HEARTLAND DECRAGLASS



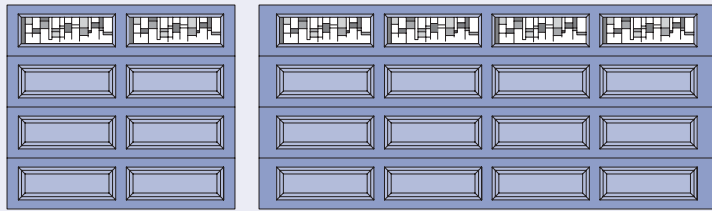
LP61 · WICHITA DECRAGLASS



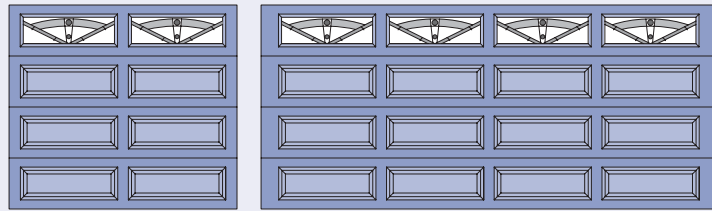
LP62 · HARVEST DECRAGLASS



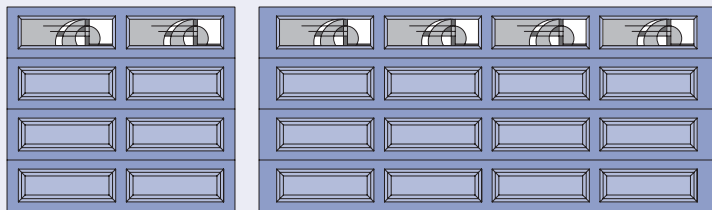
LP63 · ALLEGRO DECRAGLASS



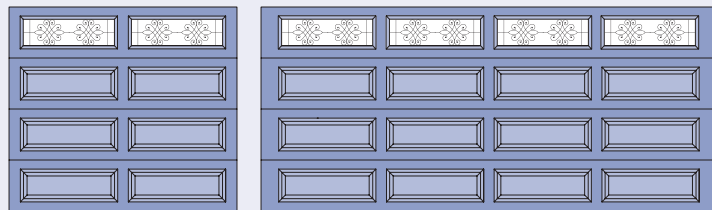
LP64 · METRO DECRAGLASS



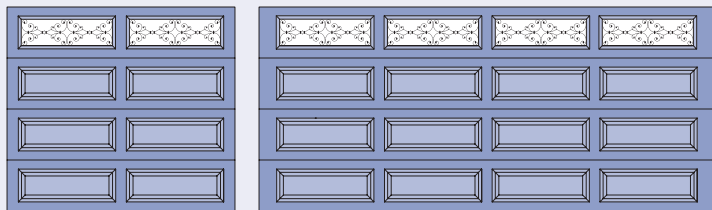
LP65 · TEMPO DECRAGLASS




LP66 · ROSETTE DECRAGLASS




LP67 · ARABESQUE DECRAGLASS



LP68 · TRELIS DECRAGLASS



FP · FLUSH



RP · RIBBED

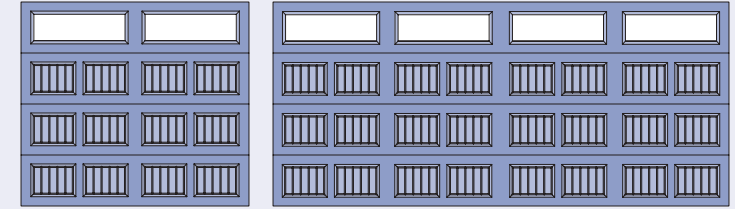


FIMBEL® DESIGNER'S CHOICE COLLECTION

BB · CLOSED



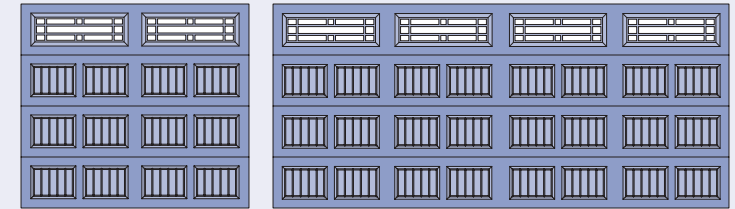
BBC · CLEAR




BB20 · STOCKTON




BB21 · PRAIRIE



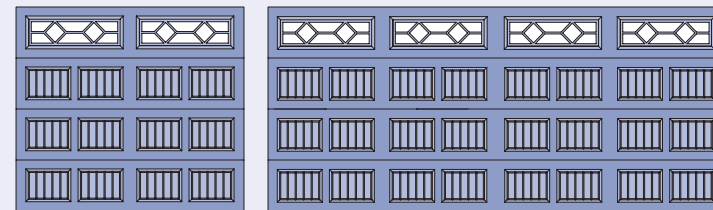
BB22 · CATHEDRAL




BB23 · CASCADE



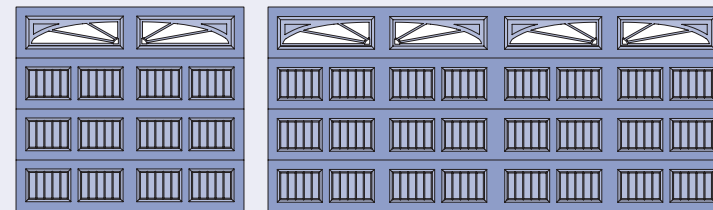
BB25 · WATERFORD



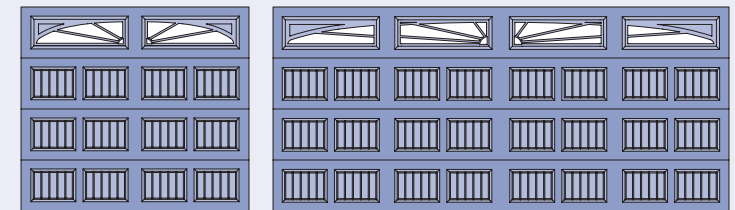
BB26 · WAGON WHEEL



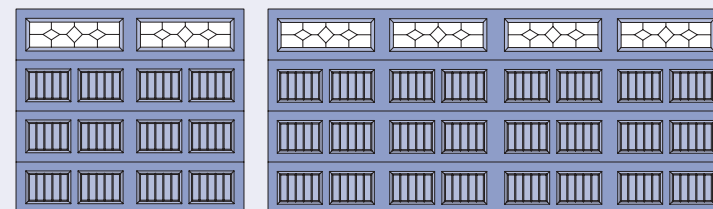
BB27 · SUNRAY



BB28 · FULL SUNRAY

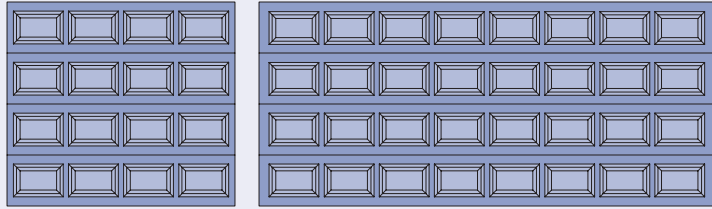


BB52 · CHALET

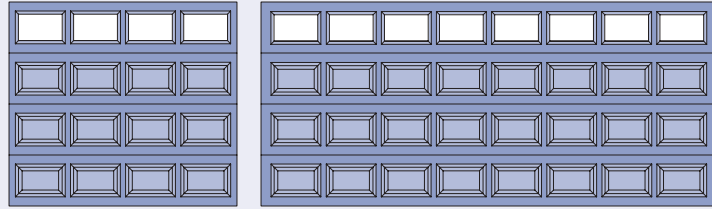


FIMBEL® OLYMPUS COLLECTION

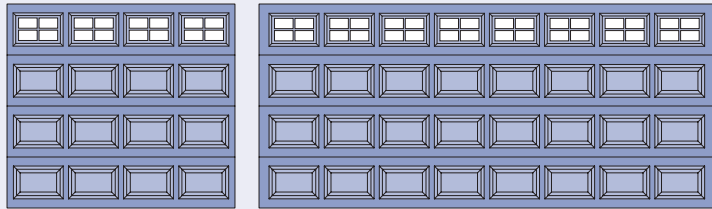
SP



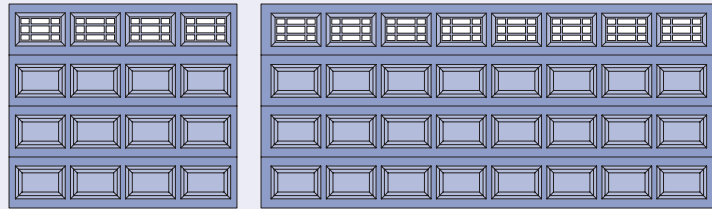
SPC · CLEAR



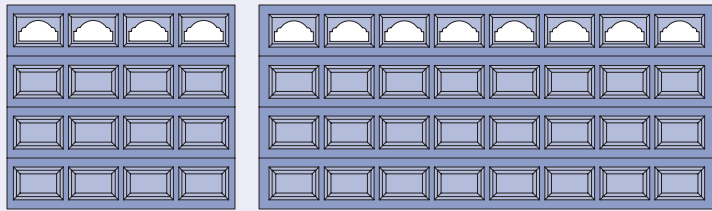
SP20 · STOCKTON



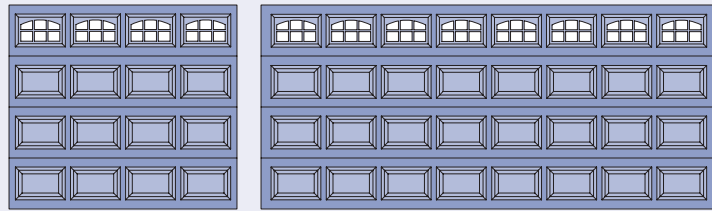
SP21 · PRAIRIE



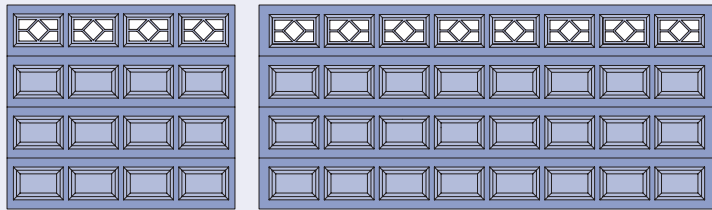
SP22 · CATHEDRAL



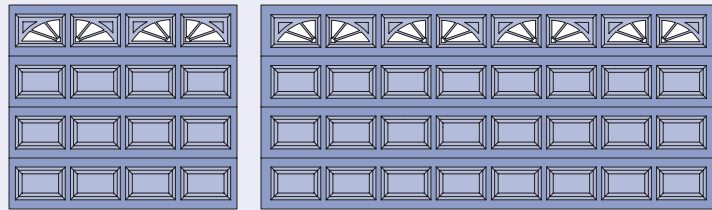
SP23 · CASCADE



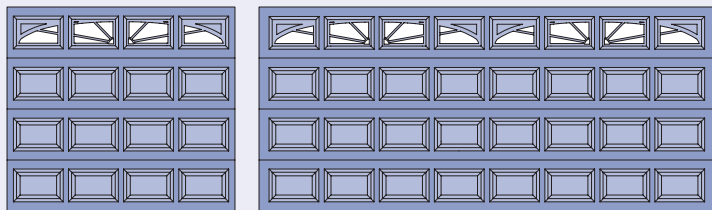
SP25 · WATERFORD



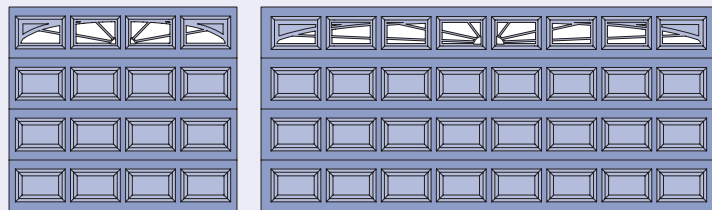
SP26 · WAGON WHEEL



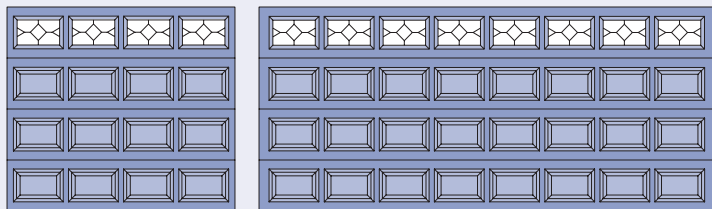
SP27 · SUNRAY



SP28 · FULL SUNRAY

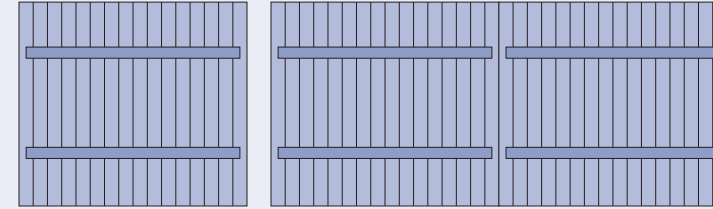


SP29 · CHALET

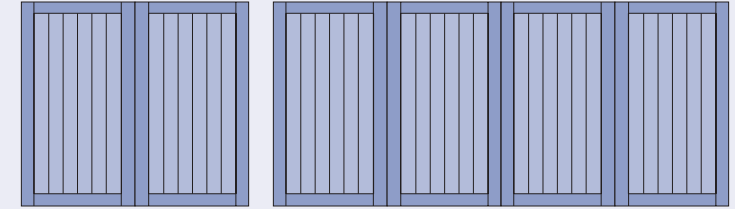


JELD-WEN® ESTATE COLLECTION

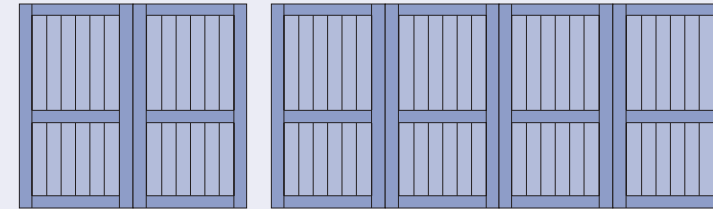
#81



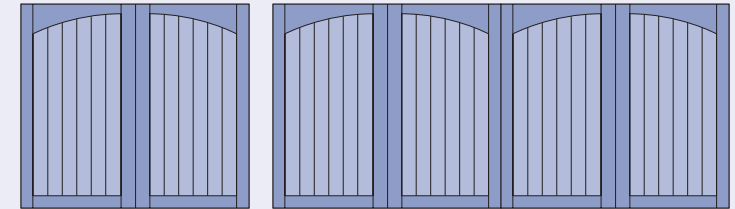
#83



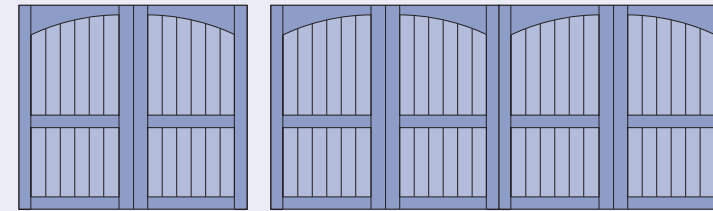
#84



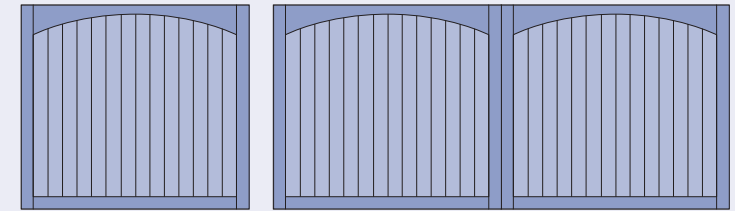
#85



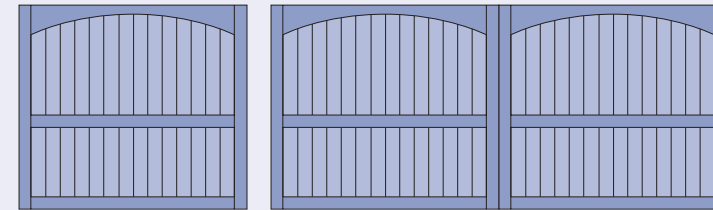
#86



#87

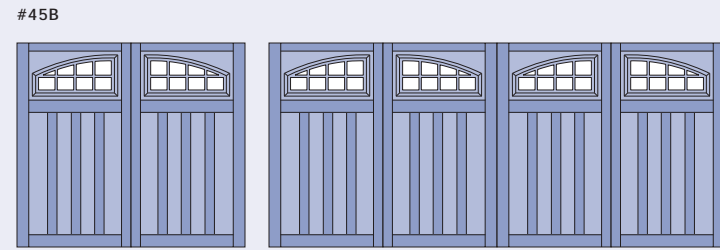
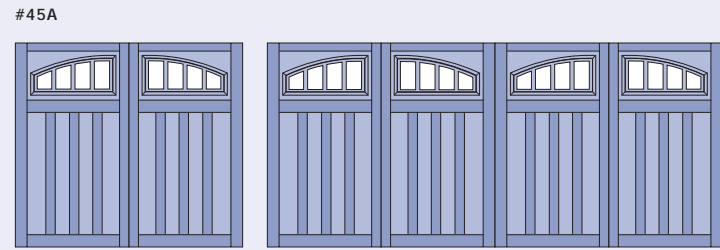
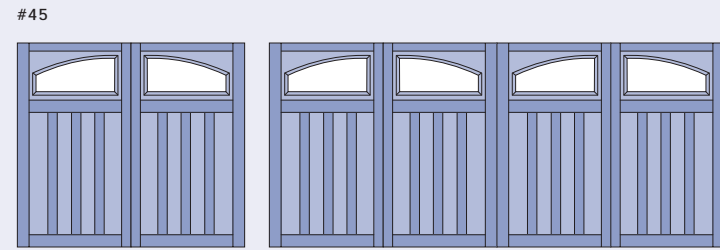
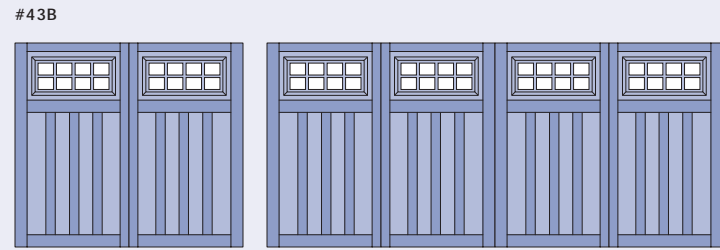
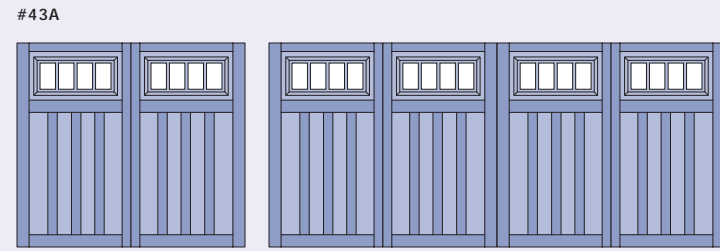
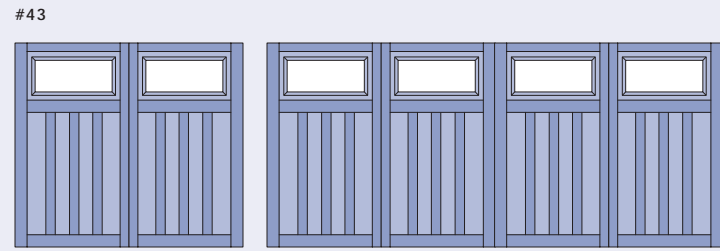
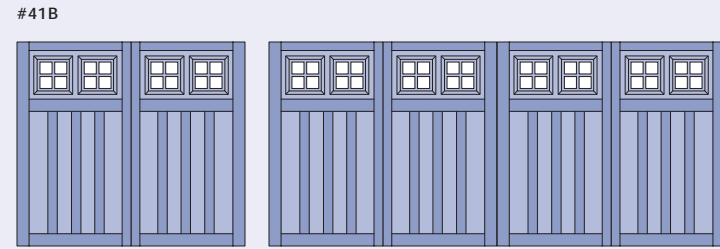
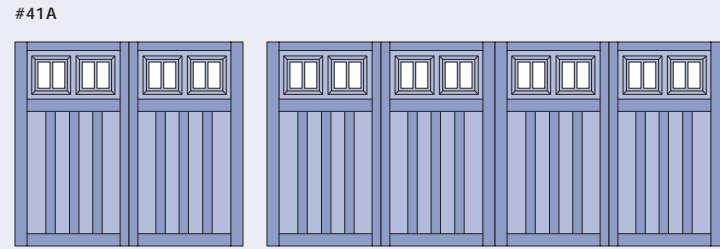
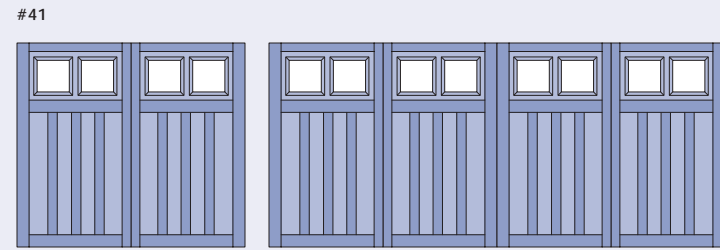
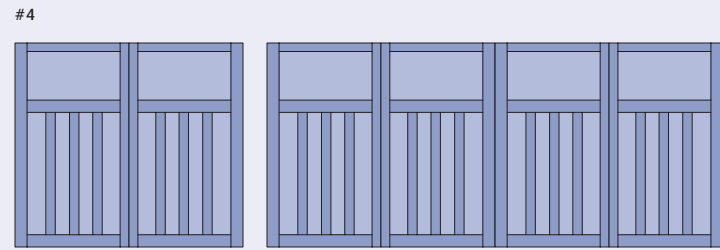


#88

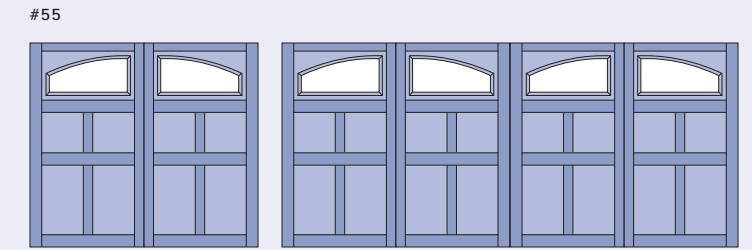
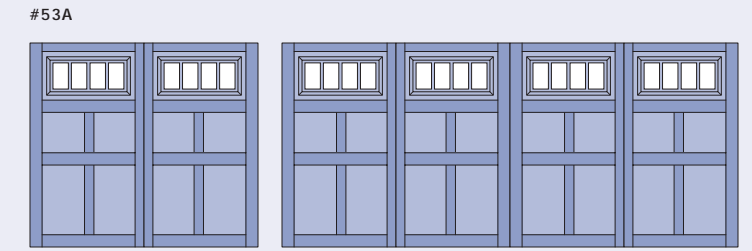
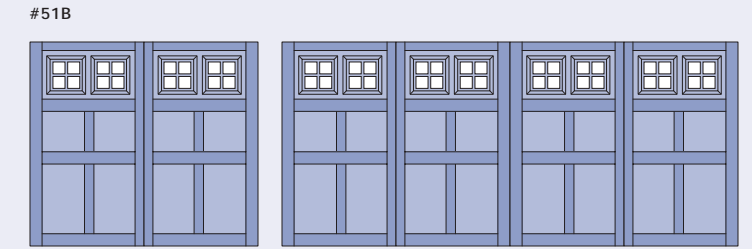
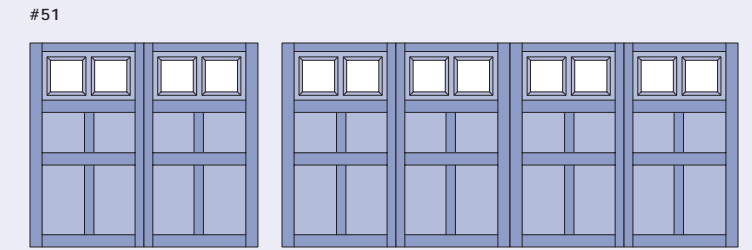




JELD-WEN® CARRIAGE HOUSE COLLECTION



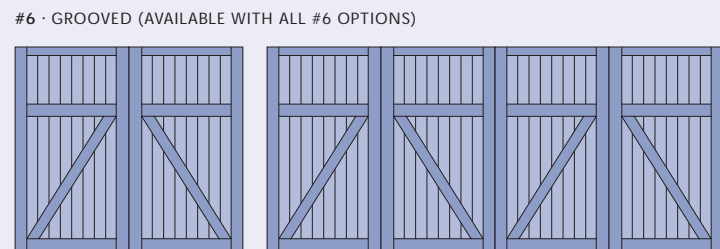
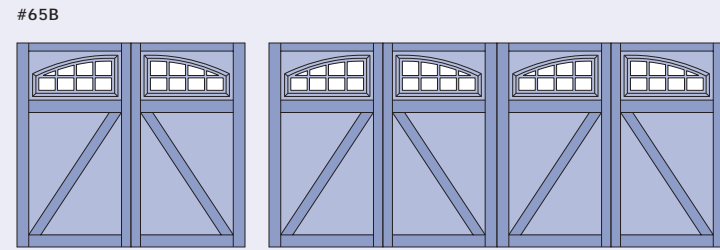
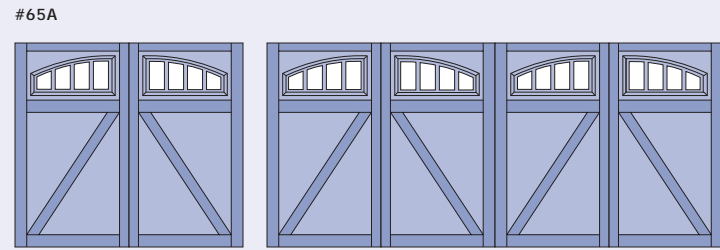
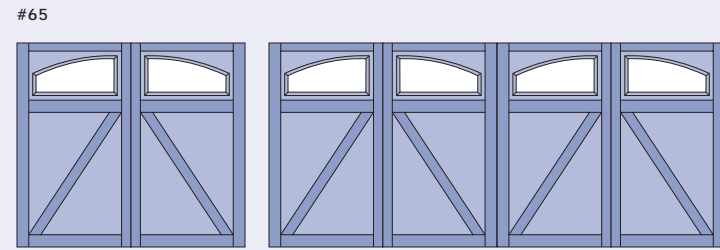
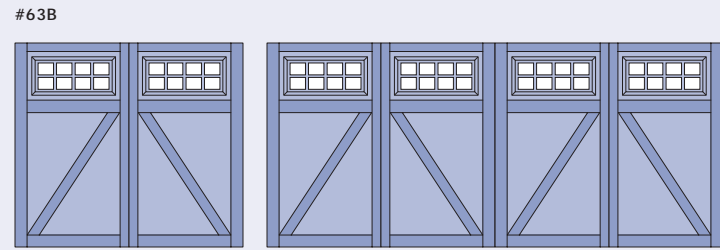
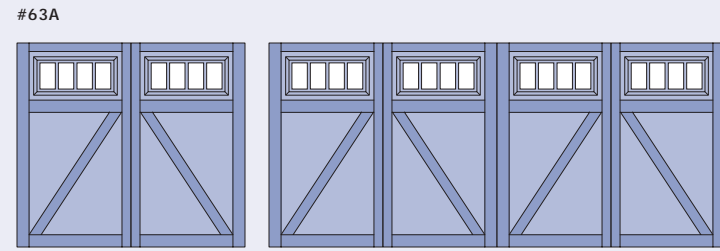
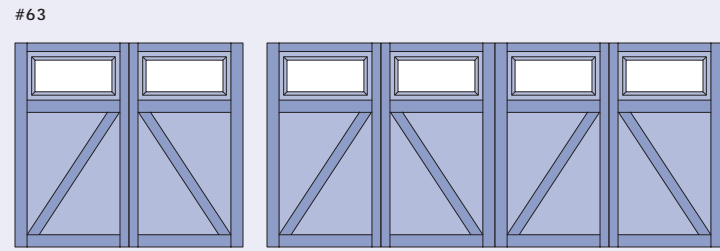
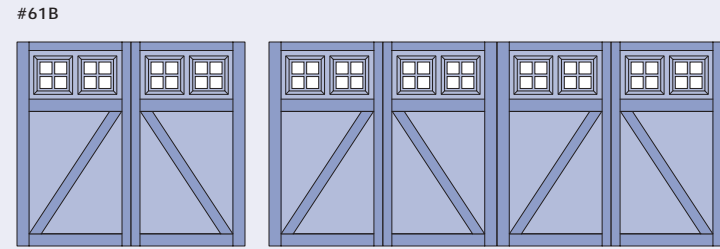
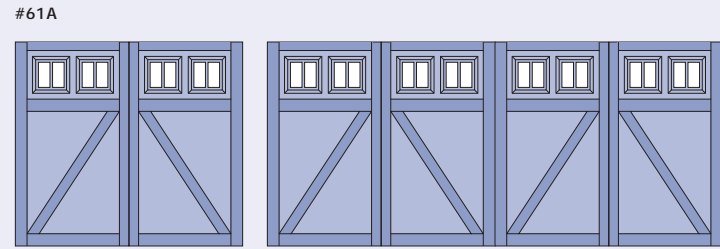
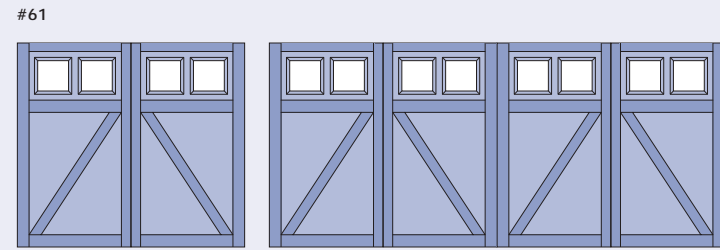
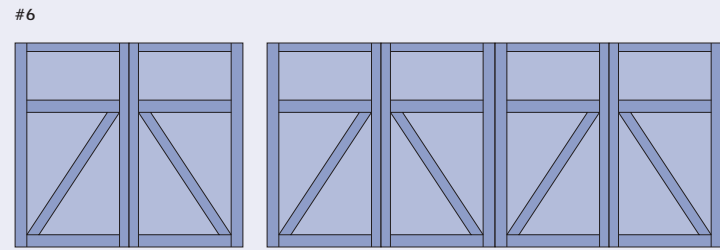
JELD-WEN® CARRIAGE HOUSE COLLECTION



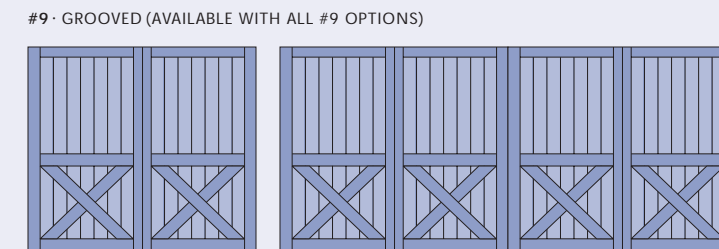
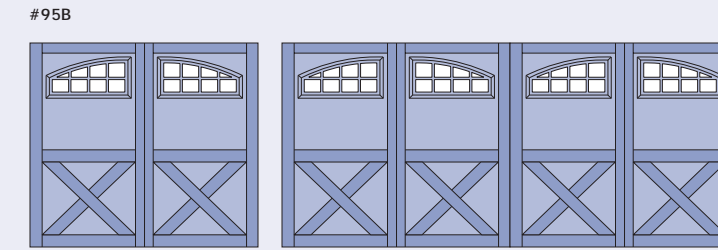
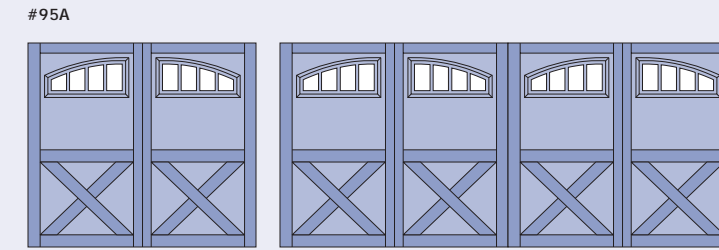
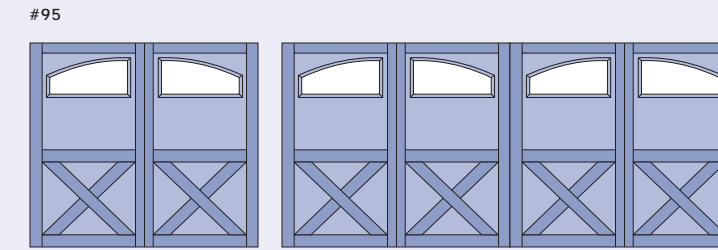
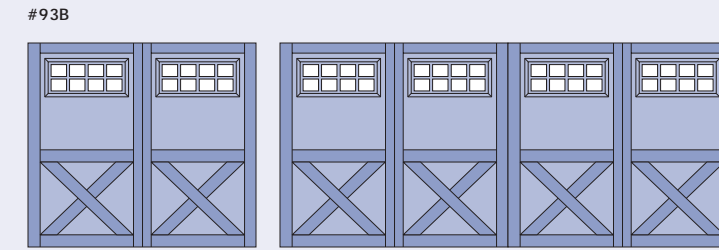
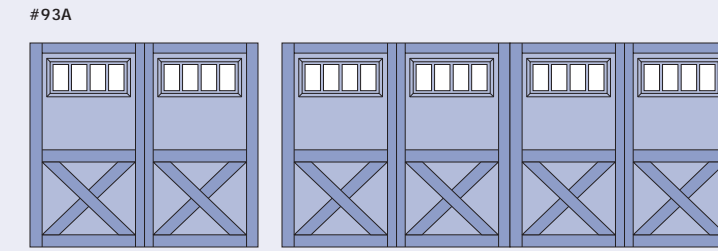
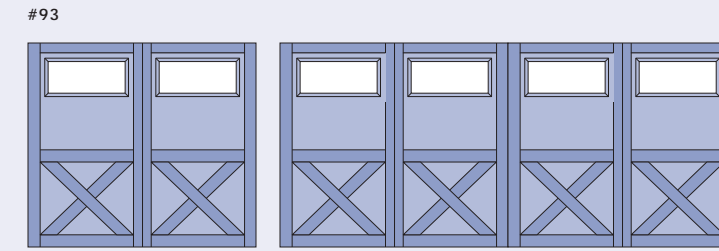

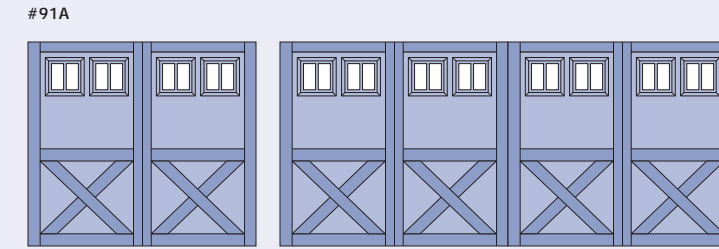
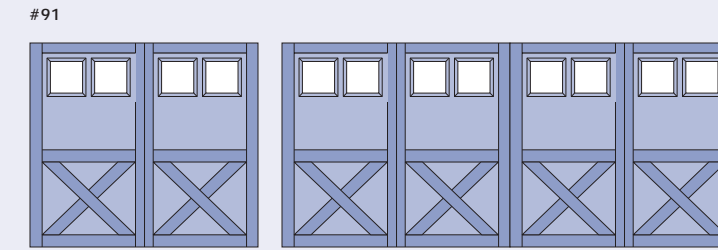
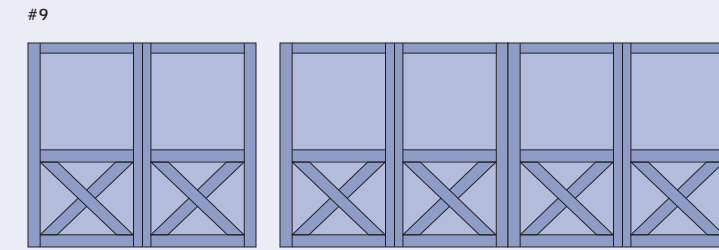
#5 · GROOVED (AVAILABLE WITH ALL #5 OPTIONS)



JELD-WEN® CARRIAGE HOUSE COLLECTION




JELD-WEN® CARRIAGE HOUSE COLLECTION





JELD-WEN® TRADITIONAL COLLECTION

#1 - SHORT PANEL  
#2 - LONG PANEL

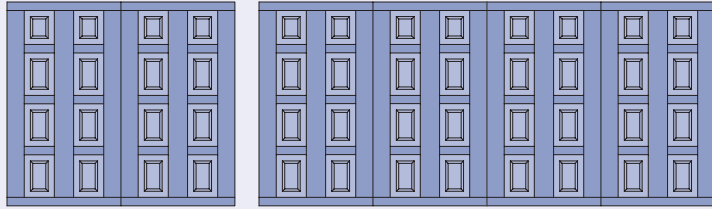


BOB TIMBERLAKE® COLLECTION

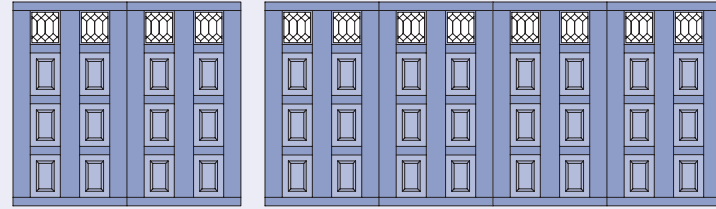


BILTMORE™ FOR YOUR HOME COLLECTION


CHATEAU




CHATEAU · STRAW GLASS




SWANNANOVA



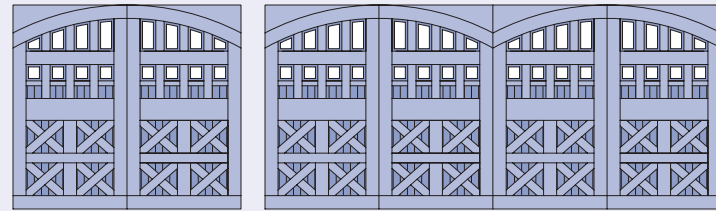
SWANNANOVA · SEEDED GLASS




VANDERBILT



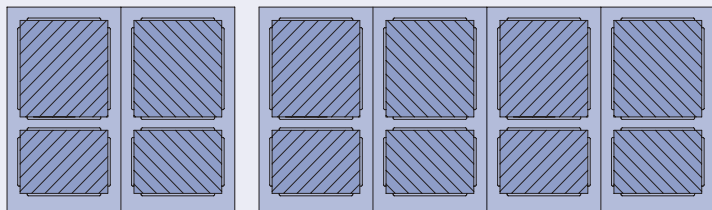
VANDERBILT · SEEDED GLASS



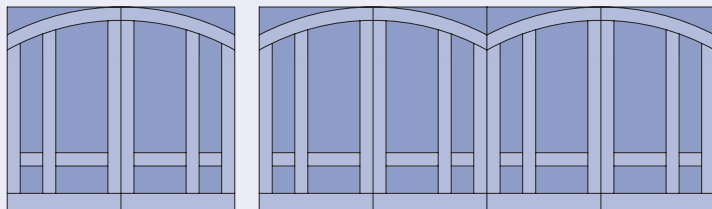
R.H. HUNT



ANTLER HILL

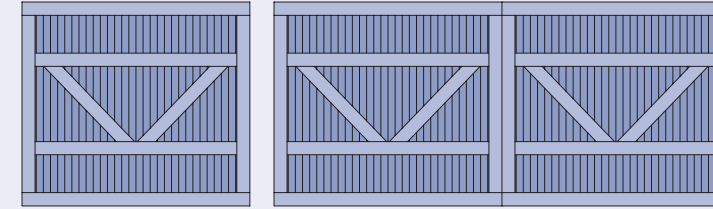


AMHERST

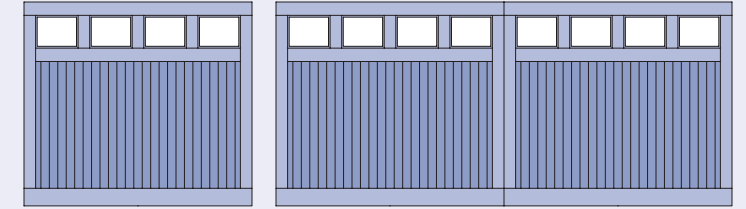


AMARR BY DESIGN COLLECTION

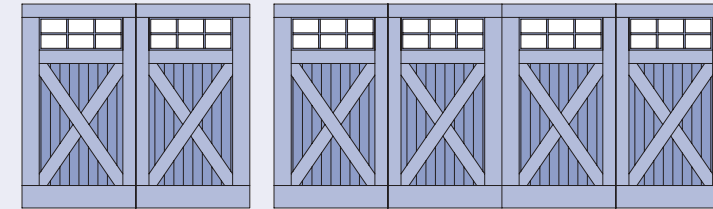
SUTCLIFFE



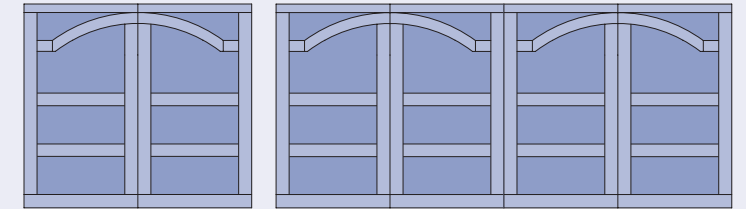
PRESTON · SEEDED OR CLEAR GLASS



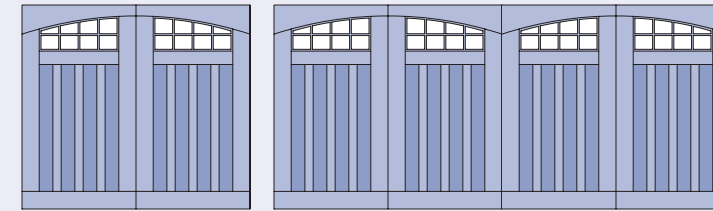
ROBERTS · SEEDED OR CLEAR GLASS




HUDSON



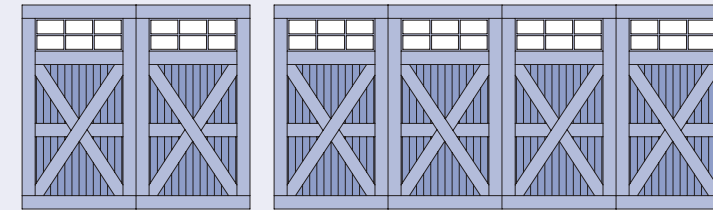
CURTIS · SEEDED OR CLEAR GLASS



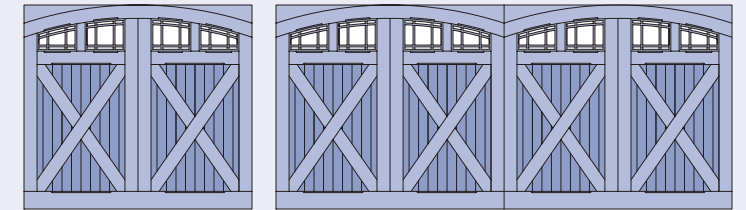
TERRY



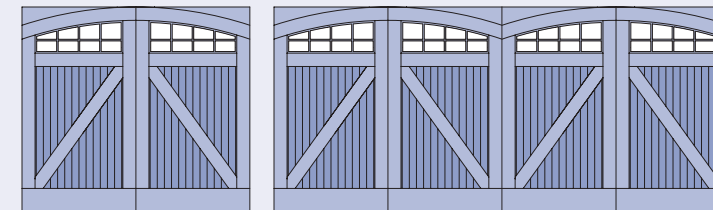
EASTON · SEEDED OR CLEAR GLASS




WILLIAMS · SEEDED OR CLEAR GLASS



LOWRY · SEEDED OR CLEAR GLASS

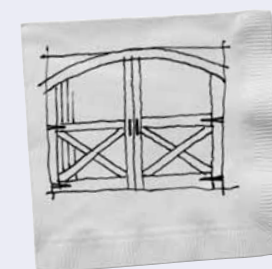


RUNION · SEEDED OR CLEAR GLASS



CUSTOM DESIGNS AVAILABLE


Make a statement that is uniquely you by designing your own custom garage door. Contact your local dealer.





*A*marr®  
GARAGE DOORS

Bob Timberlake® Franklin with Seeded Glass





GARAGE DOORS

Our Philosophy. Since 1951, we have successfully raised the standards of quality, value, and dependability in our industry. Today, with the same promise of individual attention and great value for all our customers, we remain committed to offering products and services that raise those standards even higher.

Visit [amarr.com](http://amarr.com) for additional products distributed by Amarr, such as Dynasty Iron Doors, garage flooring, accessories, and a full line of commercial sectional, rolling sheet, and rolling steel doors.

Your Local Amarr Dealer:

165 Carriage Court  
Winston-Salem, NC 27105  
800.503.DOOR  
[www.amarr.com](http://www.amarr.com)

Amarr, Amarr Classica Collection, Classica Collection, WeatherGuard, Fimbel, and WindPro are registered trademarks of The Amarr Company, North Carolina, U.S.A. The *Bob Timberlake* Signature and Quill are registered trademarks of Bob Timberlake, Inc., North Carolina, U.S.A. Biltmore™ For Your Home is a registered trademark of The Biltmore Company, North Carolina, U.S.A. JELD-WEN is a registered trademark of JELD-WEN, Inc., Oregon, U.S.A.

Amarr manufactures and distributes *Bob Timberlake*® and Biltmore™ For Your Home products under licensing agreements. Amarr distributes JELD-WEN® brand product under a national distribution agreement.

Amarr reserves the right to change specifications and designs without notice and without incurring obligations. Amarr Garage Doors are the subject of one or more pending patents and/or U.S.A. or foreign patents.

©2007 Amarr Garage Doors  
Printed in USA Form #6001207/50M/HA



**BILTMORE™**  
For Your Home

**JELD-WEN.**

