

MODEL 6400 STEEL CARRIAGE HOUSE DOOR



CARRIAGE
HOUSE
GALLERY
by New England Door®

This series was selected for its popularity and pleasing traditional architectural features which complement the look of numerous home styles. These doors replicate the classic look of wood with a virtually maintenance free product. The light-weight yet durable steel exterior delivers years of trouble free service and protection.


**3 YEAR
WARRANTY**

- Prefinished in white, almond or sandstone.
- Optional glass is available in clear glass, gluechip pattern or seeded glass.
- Squared top without windows is standard.
- 5/8" thick wood grained accent battens bonded to sections utilizing high performance adhesives and vacuum pressure.
- White painted 20-gauge end stiles are standard.
- Concealed steel plates run continuously from top to bottom of each section for fastening hardware.
- Bottom weather seal utilizes an aluminum retainer and extruded virgin vinyl.



Wrought Iron Handles

Wrought Iron Hinge



Flat Black Handles

Flat Black Hinge

Optional Decorative Hardware

Exterior decorative hardware is available as wrought iron or as flat black finish.



new england door★USA®

Treating customers like family for over 50 years.


MODEL 6400 STEEL CARRIAGE HOUSE DOOR

Features

- 5/8" thick wood grained accent battens are laminated to the steel sections with high performance adhesives. The base sections and accent battens are then pre-finished in white, almond or sandstone before passing through an accelerated curing oven.
- Optional stamped decorative hardware and wrought iron designs are available to characterize the old world look.
- Optional glass is available in clear glass, gluechip pattern or seeded glass.
- Squared top without windows is standard.
- White painted 20-gauge end stiles are standard.
- Concealed steel plates run continuously from top to bottom of each section for fastening hardware.
- Bottom weather seal utilizes an aluminum retainer and extruded virgin vinyl.

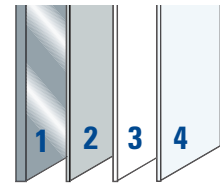
Panel Construction

Section joints utilize a shiplap design for protection from the elements. Exterior is steel with accent battens and interior skin is always white. Polystyrene insulation is sandwiched between the exterior and interior steel skins.



Paint System

- 1 Steel
- 2 Galvanizing
- 3 Primer
- 4 Finish coat



Steel used to produce this door is hot dipped galvanized. A .25 mil primer is applied to inhibit rust. A .75 mil layer of finish coat is applied to insure a brilliant, rust free finish.

Color Selections



Window Options



Stockton



2-Piece Arched Stockton




Madison



2-Piece Arched Madison

Door Options

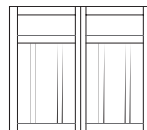
Model 6400 Carriage House doors are available in widths of 8', 9', 10', 15' 16' and 18'.



6431 Single Car



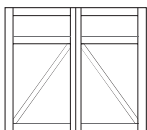
6431 Double Car



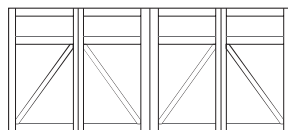
6432 Single Car




6432 Double Car




6433 Single Car



6433 Double Car




6434 Single Car



6434 Double Car


Optional Glazing

Glazing is available in either clear glass, seeded or an elegant "Glue Chip" pattern.



Optional Decorative Hardware


Exterior decorative hardware is available as wrought iron or as flat black finish.



Wrought Iron Handles



Wrought Iron Hinge



Flat Black Handles



Flat Black Hinge



New England Door, LLC 15 Campanelli Circle, Canton, MA 02021-2480
Tel. 800-969-5151 ■ 781-821-2737 ■ Fax 781-821-8050 ■ E-mail us at mail@nedoor.com ■ www.nedoor.com

Specifications of product are subject to change without notice. Colors shown may vary slightly due to the printing process.