

MODEL 6500 STEEL CARRIAGE HOUSE DOOR




CARRIAGE
HOUSE
GALLERY
by New England Door®

In keeping with the Carriage House Designs, this product features a wide variety of very popular designs. All styles are sure to add charm and beauty to your home for many years to come. This all steel product is designed for strength, as well as beauty making its selection an easy choice for any homeowner.

**LIMITED
LIFETIME
WARRANTY**


- Polyurethane insulation is injected into a sandwich construction for maximum strength and rigidity.
- R-Value of 10.
- Pre-finished colors available as white, almond or sandstone.
- Decorative hardware is available in designs to replicate the old world look.
- Glazing options available in plain or glue chip patterns.



Wrought Iron Handles



Wrought Iron Hinge



Flat Black Handles



Flat Black Hinge

Optional Decorative Hardware

Exterior decorative hardware is available as wrought iron or as flat black finish.



new england door★USA®

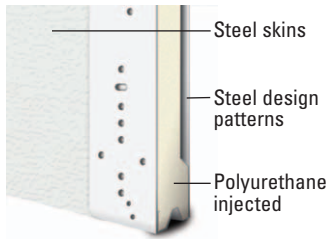
Treating customers like family for over 50 years.

MODEL 6500 STEEL CARRIAGE HOUSE DOOR

Features

- Polyurethane insulation is injected into a sandwich construction for maximum strength and rigidity.
- R-Value of 10.
- Pre-finished colors available as white, almond or sandstone.
- Decorative hardware is available in designs to replicate the old world look.
- Internal steel stiles are full height to provide enhanced strength for hardware attachment.
- Various design options available.
- Limited lifetime warranty.
- Glazing options available in plain or glue chip patterns.
- Tongue and groove joint provides for a weather-tight seal.
- Track is edge conditioned to reduce risk of injury from sharp edges.
- As with all products, normal maintenance is required to ensure lasting beauty. Please refer to the warranty sheet for specific details.

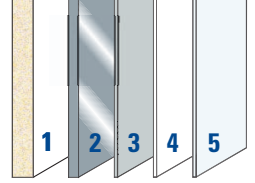
Panel Construction



Steel skins are roll-formed into a tongue-and-groove, then urethane insulation is injected, producing a superior weather seal.

Paint System

- 1 Foam injected polyurethane
- 2 Steel skin
- 3 Galvanizing
- 4 Epoxy primer
- 5 Polyester top coat



Color Selections




Optional Glazing

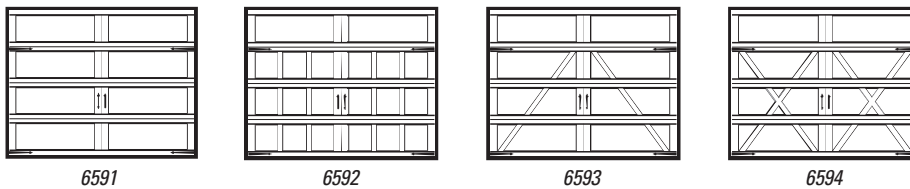
Glazing is available in either clear glass, seeded or an elegant "Glue Chip" pattern.



Window Options



Door Options



Optional Decorative Hardware

Exterior decorative hardware is available as wrought iron or as flat black finish.



New England Door, LLC 15 Campanelli Circle, Canton, MA 02021-2480
Tel. 800-969-5151 ■ 781-821-2737 ■ Fax 781-821-8050 ■ E-mail us at mail@nedoor.com ■ www.nedoor.com

Specifications of product are subject to change without notice. Colors shown may vary slightly due to the printing process.