



8300/8500

M O D E L S


CLASSIC STEEL

Offering the highest level of insulation
in a variety of classic designs.



Model 8300, Sonoma Panel, Golden Oak textured wood grain finish, Arched Stockton III windows and decorative hardware

8300/8500 model comparison

	model 8300	model 8500
door construction	3-layer steel/insulation/steel	3-layer steel/insulation/steel 2" thick steel panels
polyurethane insulation*	yes	yes
insulation R-value**	R-12.12	R-16.22 highest of all models
tongue and groove section joints to seal out weather	yes	yes
warranty		



Colonial panel, Almond finish with Stockton I windows

*Polyurethane insulation provides superior insulation value and thermal efficiency compared to polystyrene.
 **Wayne Dalton uses a calculated door section R-value for our insulated doors.

1


choose your style:



Colonial



Ranch



Sonoma



Contemporary



Sonoma panels with the new textured wood grain finishes. Available on 8300 models only.



2

choose your color:

Standard paint finishes



White



Almond



Taupe



Brown

Optional textured wood grain finishes available on 8300 model Sonoma design only



Golden Oak



Walnut

3

choose your windows:

For Colonial and Contemporary Panels



Clear I



Cascade I



Cathedral I



Prairie I (MH & PE only)



Sherwood I



Stockton I



Prairie I (MH - PE only)



Waterton I



Williamsburg I

For Sonoma Panels



Clear I



Arched Stockton



Cascade III



Stockbridge



Stockton III



Waterton III

Available for **double car doors** with **Sonoma** Panels.
Arched Stockton Single



Arched Stockton Double



Clear II



Cascade I



Cathedral I



Stockton I



Waterton I

For **Ranch** Panels



Clear II



Prairie II (MH & PE only)



Waterton II



Cascade II



Sherwood II



Williamsburg II



Cathedral II



Stockton II

Not all windows are available in all sizes or in all areas. Check with your Wayne Dalton dealer for details.

Décor™ Windows for **Colonial** and **Contemporary** Panels



Majestic Brass



Majestic Leaded



Reflections Brass



Reflections Leaded

Décor™ Windows for **Ranch** Panels



Majestic Brass II



Majestic Leaded II




Reflections Brass II



Reflections Leaded II

4

choose your hardware:



Spear




Fleur De Lis

Additional hardware options are available. Visit our website at www.wayne-dalton.com.

classic. stylish. efficient

solid good looks.



Made with two layers of steel and polyurethane foam insulation, Models 8300 and 8500 are extremely durable. Not only that, they are offered in four designs with factory-finished colors or an optional bi-directional wood grain finish that emulates the beauty of real wood.



Ranch Panel, White finish with Clear II windows

performance features



Insulation

Models 8300 and 8500 come with foamed in place polyurethane insulation with an R-value* of 12.12 for Model 8300 and R-value of 16.22 for Model 8500. Insulation can improve your home's thermal efficiency, reduce street noise, and make the door operate more quietly.



Effective Joint Seals

Snug-fitting tongue-and-groove section joints reduces wind and weather from entering the garage.

Heavy Gauge Steel End Caps

Wrap-around end caps trim out door edges for better appearance, improved strength and protect the insulation from damage.

Silent Glide Rollers

Nylon rollers with solid steel shafts provide years of smooth, quiet and dependable operation.



Windsafe™

Available with optional hardware and reinforcement for high-wind regions.



Models 8300 and 8500 offer a Limited Lifetime Warranty on the steel skin. See full text of warranty for details.

*Wayne Dalton uses a calculated door section R-value for our insulated doors.



AFTER



Garage Door Design Center

www.Wayne-Dalton.com

Go to Wayne-Dalton.com today and click on Design Center. Here you can upload a photo of your home and experiment with panel designs, color options, window styles and hardware designs. Instant curb appeal awaits with just the click of your mouse! Then print the results and go online to find your closest Wayne Dalton dealer.

*Sonoma Panel, White paint finish,
Arched Stockton windows
and decorative hardware*



SOLD AND DISTRIBUTED BY:

2501 S. State Hwy 121 Bus., Ste 200
Lewisville, TX 75067
www.wayne-dalton.com

© 2013 Wayne Dalton, a Division of Overhead Door Corporation. Consistent with our policy of continuing product improvement, we reserve the right to change product specifications without notice or obligation. Item 352062